

CYMBIDIUM NEWS

Published by the Cymbidium Orchid Club of South Australia Inc.

<http://www.cymorchidssa.com.au> also see us on Facebook

Print Post Approved PP 100018071



May 2022 Meeting

Judge's Choice Best Overall

Best in Open Division

Best Intermediate Seedling

1st Intermediate pink

And Champion Intermediate

at the SAROC Show, June 2022

(Jessie Blakiston x Kalahari Blaze) 'JoJo'

Grown by Graham Morris



May 2022 Meeting

**Best in Second Division
1st, Large Standard Novelty**

Ken Siew

Grown by Mike Gray



Cymbidium News Volume 24 No. 5 June 2022

The New Cymbidium News is published monthly, February to November inclusive and is the Official Newsletter of the **Cymbidium Orchid Club of South Australia Inc**

Editor Graham Morris Ph 0419 823 724 email gramorris@optusnet.com.au

Patron Angus Irwin Neutrog Australia Pty Ltd

President Graham Fear Ph 0421 053 951 woodworthpark1@bigpond.com

Club Postal Address 11 Jeanes Ave, Glenelg North 5045

Secretary Greg Wallace Ph 0413 457 645 greg.wallace@angleauto.com.au

Treasurer Christine Robertson, Ph 08 8536 3948 kloval@westnet.com.au

PO Box 454, Strathalbyn 5255

Registrar of Judges Chee Ng Ph 0411 776 507 chee78@optusnet.com.au

Committee Members

Vice President, Greg Wallace 0413 457 648 greg.wallace@angleauto.com.au

Junior Vice President John Howard 0419 814 981 hijon@adam.com.au

2 year term David Fletcher 0408 507 036 dcfletcher@chariot.net.au

2 year term Sue Hollands 0439 806 757 s.hollands@internode.on.net

2 year term Bill Jayne 0419 039 022 bill_julie@bigpond.com

1 year term Sylvia Jackson 0403 006 057 djackso3@bigpond.net.au

1 year term Don Wallace 0409 491 169 deedub@bigpond.net.au

1 year term Elayne Sanders 0413 522 582 neille@internode.on.net

Show Marshalls John Howard, Craig Humfrey

Life Members

Ray Brady, Moss Bray, John and Yvonne Longbottom,

Graham Morris, Dean Roesler #, Jeanne Hall #, Wayne Baylis,

Ben Knobben # Brian & Shirley Brand, Barry Bailey, Peter Aigner Muehler

indicates Deceased

Index

May meeting flower of the night	Page 1
Flower from the May meeting	Page 2
Committee details and index	Page 3
President's Message	Page 4
Winter Show at Munno Para prize schedule	Page 5
More prizemoney for shows. May showbench results	Page 6
Fertilisers and Magic Water by Alvin Bryant	Pages 7 to 10
Photo from the May meeting	Page 10
Showbench winners from the May meeting	Pages 11 to 14
Photos from the May meeting	Pages 15 and 16
May meeting agenda, Neutrog	Page 17
Neutrog	Page 18
Keith Wallace new catalogue	Page 19
Garden City Plastics special offer for next month	Page 20
Neutrog, Rodenticide	Page 21
Barrita Orchids, Trading Table	Page 22
Upcoming flask auction details	Page 23
SAROC (S.A Regional Orchid Council) displays	Page 24

COPYRIGHT All contributions in the New Cymbidium News, which have acknowledged authors, are automatically covered by copyright. We believe that most authors would be willing to allow free use of articles for publishing elsewhere, if written approval is sought, through the Secretary of this Club.

Presidents Message June 2022

Welcome to our June issue,

Some nice plants were shown at the May meeting. Best in open division and plant of the night was (Jessie Blakiston x Kalahari Blaze) 'JoJo', a first time flowering seedling grown by Graham Morris. Second division was won by Mike Gray with Ken Siew. Well done to each of you. If our spikes start opening quickly, we should see an improvement in numbers at the June meeting.

Hope you all enjoyed last month's look at the set up and flowers of "New Horizon Orchids". There were certainly some plants different to what you are used to, along with some fantastic lips and spotted and cascading plants. Thank you to Andy Easton for suppling the images.

Again, save you questions up for the June meeting, as we will cover all facets of showing your plants. Write them down so you don't forget them on the night. The Winter Show Schedule is included in this issue. This year's show dates are shown below.

Munno Para – Wednesday 13th to Saturday 16th July

Port Adelaide – Wednesday 3rd to Saturday 6th Aug

West Lakes - Saturday 27th Aug to Saturday 3rd Sept

There is new prize money for our shows this year, which are shown in this magazine, so make sure you bring your plants along to the shows, as there is now an added incentive to show your plants

The new incentive for second division growers to show your plants at meetings and shows started at the May meeting, along with the Seedling of the Night award, so as your plants open, bring them along to be shown. Plenty of prizes are to be won.

Don't forget, there will also be a single flower competition from the June meeting onwards for all divisions, which will be judged by popular vote. If you have a spike which is damaged and can't be shown, or one flower on the spike that is good, and the rest not so good, bring along a single flower and place them at the front of the hall in the racks, with your show number. The winner will be decided by popular vote, so make sure you vote for your favourite flower.

The South Australian Orchid Fair was held over the long weekend, and many thanks go to Graham Morris, Chee Ng, David Fletcher and John Howard (and to our hard working President, Graham Fear) for supplying the plants and erecting a great display, which is always very difficult for us at this time of the year, as we have very few plants that have opened. The new venue at Rostrevor was excellent. It was a little smaller than the Parade Ground Drill Hall, previously used, but in real terms, it is not that far out of town, and the displays and vendors were all very good, and the crowds were up to the usual standard.

Photos of our display and others are in this magazine.

Our entertainment for the June meeting is still being finalized and we will let you know by email what it is, before the meeting.

I look forward to seeing you all on the 22nd June

Kind Regards and stay safe and well.

Graham Fear (President)

Munno Para Winter Show 2022 Schedule and details

Put in from 5.30pm on Wednesday 13th July

There are the five (5) colour classes: -

Predominately White/Cream Predominately Yellow/Green Predominately Red/Brown

Predominately Pink Any Other Colour

There are now four (4) sizes: -

Large Standard Over 100 mm, Small Standard.....85 mm—100 mm

Intermediate..... 60 mm— 90mm, Miniature.....Under 60mm

Measurements are horizontally across the widest part of the flower.

There are three (3) divisions: **Open** **First** **Second**

All plants must be clean and virus free or the Judges or Show Marshal will reject them. The Judge's decisions are final. Should any protest be lodged, the Show Marshal will call a panel to give a decision

The sole sponsor shall be Munno Para Shopping City.

Munno Para Show 2022 Prize schedule

Grand Champion	\$200
Champion of division (excludes Grand Champion division) (2)	\$50
Champion Seedling	\$150
Champion large standard seedling	\$20
Champion small standard seedling	\$20
Champion intermediate seedling	\$20
Champion miniature seedling	\$20
Champion large standard	\$20
Champion small standard	\$20
Champion intermediate	\$20
Champion miniature	\$20
Champion Specimen	\$20
Champion Novelty	\$20
All plants granted First Prize cards	\$5
All plants granted Second Prize cards	\$3
All plants granted Third Prize cards	Card only

Takeout of plants is after 5pm on Saturday July 16th

Foliage plants may be used to supplement displays.

At least two (2) people are required at all times, to act as Show Marshalls around the displays

Shopping hours

Sunday 11.00am to 5.00pm, Monday to Friday 8.00am to 9.00pm₅
Saturday 8.00am to 5.00pm

Security Guards will be in attendance, so please wear club membership badge

Below is some HUGE NEWS. To encourage our members to display their plants at the upcoming shows, your Committee have increased the prizemoney for the winning plants. Start now to prepare your plants to wins some of the prizemoney. Be in it to win it. Refer to page 5 for the show schedule.

CHAMPION	WEST LAKES	MUNNO PARA	
GRAND CHAMPION	\$ 200.00	\$ 200.00	
BEST OF DIVISION	\$ 50.00	\$ 50.00	
BEST OF DIVISION	\$ 50.00	\$ 50.00	
CHAMPION LARGE STANDARD	\$ 20.00	\$ 20.00	
CHAMPION SMALL STANDARD	\$ 20.00	\$ 20.00	
CHAMPION INTERMEDIATE	\$ 20.00	\$ 20.00	
CHAMPION MINIATURE	\$ 20.00	\$ 20.00	
CHAMPION SEEDLING OVERALL	\$ 150.00	\$ 150.00	
CHAMPION LRG STANDARD SEEDLI	\$ 20.00	\$ 20.00	
CHAMPION SML STANDARD SEEDLI	\$ 20.00	\$ 20.00	
CHAMPION INTERMEDIATE SEEDLI	\$ 20.00	\$ 20.00	
CHAMPION MINITURE SEEDLING	\$ 20.00	\$ 20.00	
CHAMPION SPECIMEN	\$ 20.00	\$ 20.00	
CHAMPION NOVELTY	\$ 20.00	N/A	
FIRST CARD	\$ 5.00	\$ 5.00	
SECOND CARD	\$ 3.00	\$ 3.00	
THIRD CARD	CARD ONLY	CARD ONLY	
TOTAL PRIZE POOL	\$ 650.00	\$ 630.00	

Showbench results from the May 2022 monthly meeting

Division	Class	Prize	Plant Name	Exhibitor
Judge's Choice	Best Overall		(Jessie Blakison X Kalahari Blaze) 'JoJo'	Graham Morris
Judge's Choice	Best in Open Division		(Jessie Blakison X Kalahari Blaze) 'JoJo'	Graham Morris
Judge's Choice	Best in Second Division		Ken Siew	Mike Gray
Judge's Choice	Best Large Standard Seedling		tracyanum X Kusuda Shining	Graham Morris
Judge's Choice	Best Large Standard Seedling		(Mary MacKillop X Vanessa Amorosi) 'Jo Jo'	Graham Morris
Judge's Choice	Best Intermediate Seedling		(Jessie Blakison X Kalahari Blaze) 'JoJo'	Graham Morris
Open Division	Large Standard Novelty	1st	Arachnid	Graham Morris
Open Division	Small Standard White	1st	(Trigo Royale X Lone Star) 'Snowball'	Graham Morris
Open Division	Small Standard White	2nd	(Mary MacKillop X Vanessa Amorosi) 'Jo Jo'	Graham Morris
Open Division	Intermediate Pink	1st	(Jessie Blakison X Kalahari Blaze) 'JoJo'	Graham Morris
Open Division	Intermediate Other Colour	1st	Zola	Pauline & Mark Hockey
Open Division	Miniature Green	1st	Zig Zag 'Kiwi'	Michael Willoughby & Oui Ju
Open Division	Miniature Brown	1st	Harvest Queen 'Golden Harvest'	Graham Morris
Open Division	Miniature Other Colour	1st	Sundaani Autumn 'Ty'	Pauline & Mark Hockey
Open Division	Miniature Other Colour	2nd	Sundaani Autumn 'Sunset'	Pauline & Mark Hockey
Open Division	Miniature Other Colour	3rd	Sundaani Autumn 'Sunrise'	Pauline & Mark Hockey
Second Division	Large Standard Novelty	1st	Ken Siew	Mike Gray
Second Division	Intermediate Yellow	1st	Artful Magic 'Martina'	Mike Gray
Second Division	Intermediate Novelty	1st	Frosty Jack	Mike Gray
Second Division	Miniature Other Colour	1st	Stone Free 'Orange Gem'	David Fletcher

The following article was written by the late Alvin Bryant, one of Australia's greatest cymbidium hybridisers.

It was published in the magazine, Australian Cymbidium Scene, in the Summer edition 2014

It is reproduced here with the approval of Geoff Bailey, Editor of ACS, and Greg Bryant, son of Alvin.

Fertilizers and Magic Water – The right result for the wrong reason.

If you have been fired with enthusiasm, over articles on fertilizers you have been reading lately, that is good. If you have tried them and have been pleased with the results, that is even better. It will be better again if fertilizers are fitted into the overall needs for cultural excellence, as we shall see.

Over the years, most of us will have seen a number of instances where a grower has made the resolve to “feed” his orchids properly and substantial improvements have resulted. Always however, there has continued the search for better fertilizer or the better compost and so we see, the never-ending cycle of change and enquiry.

In all this endeavour however, there is a contradiction. Doesn't it seem odd, that some growers have been consistently obtaining superb results over time, without having used that latest fertiliser? Is that grower using something he is not talking about or is it something else? Why is it that reputable growers, can report growth advantages each time a new fertiliser is tried? Is it that the newer fertilisers are better, or is it something else.

If you observe what happens when a grower tries out a new fertiliser or resolves to regularly “feed” his orchids, a common factor emerges. In each case where the improved result occurred, you will find the grower had given methodical attention to his watering, in order to apply the fertiliser. Further, if you check any growers who have had an outstanding record, you will find without exception, they have given meticulous attention to their watering. If water is the common factor to outstanding culture and a particular brand of fertiliser is not, then it is the water we should be looking at and not the fertiliser. If this is true then the right result has been gained for the wrong reasons.

If you want top results in culture then it is classical and simple. Further, it can be easily understood so you do not have to blindly follow what someone else is doing. You might think of it as the “magic water” formula to put the emphasis in the right place, for if you know what water does, then you know the classical pathway to plant perfection. When a grower talks about “feeding” his orchids and is referring to fertilising them, he has taken the wrong first step, for the bulk plant food is carbohydrate. This is made from carbon dioxide and water – not the fertiliser.

It is not uncommon to see this type of thinking elsewhere in our culture. How many people try out numerous different composts when all that is needed is some sand and a little understanding? In fact it is possible to gain optimal results using any one of a whole range of fertilisers or composts.

The “magic water” formula has two parts. The first is concerned with maximising carbohydrate formulation, and the second is with maximising use of that carbohydrate. Here is the formula- with reasons. For carbohydrate formation : (1) sunlight, (2) air, (3) “magic water”. The sun is the energy source and it’s actions on the chlorophyl in the leaf enables two chemical reactions to take place (1) the water is broken up into hydrogen and oxygen and (2) the carbon dioxide taken in is combined with this hydrogen to produce carbohydrate. (In this process, think of some of the sun’s energy being locked into carbohydrate for future release) Plants should have sunlight on them as long as possible during the day to optimise the energy available for carbohydrate formation. The maximum leaf area should also be exposed, so care should be taken not to have them too close together. A common method of pot spacing is to have a pot space between each pot. Add to this, the special property of most orchids in that they do not like full sunlight. Further, light travels in straight lines and it is not enough to think a plant is in a well lit situation. Check it out by observing if the sun’s rays would actually reach the plant with only the presence of a filter between the sun and the plant. (A figure of 30% to 50% is often given for the Sydney region). This gives the cultural rules whereby a plant should have filtered sunlight on the maximum leaf area, for as long as possible during the day.

The next cultural rule is the one which this article hinges, for there can be no carbohydrate without water and carbon dioxide. Assuming air movement is adequate, then the carbon dioxide supply will be adequate. It is the adequacy of the water supply however, where I believe most growers fall down. A continuous supply is necessary or the plant has to stop it’s carbohydrate manufacture. Orchids do not show this as other plants do, and it is a good idea to have a few coleus plants in with the orchids as indicators. If you try this then you will be surprised at how often you will see them wilting.

The second cultural rule is now self evident, for it can only be to ensure that adequate air movement and water is present. If I could put the next step in small print, I would do so, for fertiliser is needed in only minute quantities in relation to air and water. This should be balanced with the fact that even the most minute cultural requirement if ignored, becomes limiting to the plant. Fertilisers can be released from the organic material in the compost or from chemical application. If plants are to be grown under controlled conditions, then it has to be chemical application, with leaf analysis to make sure the rate of uptake can be monitored and varied to ensure it meets the predetermined optimums. It is here the hobbyist grower is disadvantaged for he will have to rely on observation and trust that the fertiliser will do what it is claimed of it. As a rule of thumb (and I restrict this to cymbidiums), there seems to be a consensus among growers that fertilisers for growing should be about twice the nitrogen levels of fertilisers for flowering, and fertilisers for flowering should have a nitrogen level of about two percent of the dry weight of the leaf. If N.P.K figures are meaningful, then a fertiliser with a

13/5/18 listing should be looked at carefully for flowering cymbidiums, and recommended strengths, should never be exceeded.

Of course, I must insert another barb at this point by mentioning the fact that only the fertiliser which is dissolved in water is taken up by the plant, so once again water is the limiting factor. It can be seen that water, the magic component of bulk plant food, could not work it's magic unless sunlight and carbon dioxide were also considered. Now there will still be no magic unless the plant can use the carbohydrates.

Both plants and animals have a respiration process in which the carbohydrates are broken down. In this, the earlier process is virtually reversed for oxygen taken in, combined with hydrogen to form water, and carbon dioxide is given off. The energy trapped from the sun is released and this enables living organisms to function. For a plant however, the rate of respiration increases with the rise of temperature. This is why growth can be accelerated by raising the temperatures, and retarded by lowering it.

Experiments on record show quite clearly how application of cold water can retard growth. As the respiration rate for plants and animals is a continuous process through both day and night, it is obvious that a plant must produce enough carbohydrate in the day time to last through the night. If temperatures are raised too high at night time, this reserve can be exhausted. A good example of this is seen when cymbidium growers bring their flowers in early with heat, but to excess, the flowers are small, soft and have no shelf life. This gives the cultural clue whereby plant growth can be accelerated by raising the temperature to better utilise carbohydrate reserves.

Now when my attention focussed on "magic water", I was faced with a problem. How could a continuous supply of water be guaranteed to a plant without interfering with respiration? It seemed a very fine balance between maintaining air spaces for respiration, and continual and adequate water particle size. The gravel techniques seemed to be the most promising, for there was no reason why a plant could not grow in sand in a pot, using the same principles. I disciplined myself for several seasons, and grew several benches of plants with each bench having a different compost. The sand compost and peat composts came out equally on top, so I changed to a sand compost. To my surprise however, another bench not in the test did better than the test benches. These plants were growing in sand, and the galvanised top had sagged so that the pots were continuously in about one and a half inches of water (32mm). I pulled the plants out of their pots, and the roots were all perfect. Their continuous immersion had not affected them. Here was a cultural bridge which I should have put together long ago. In true hydroponics, roots live underwater because dissolved oxygen is carefully maintained and their respiration process can continue. What had inhibited my thinking, and no doubt that of others was a textbook situation where growing techniques must be put forward from soils. Here because the organic

content, dissolved oxygen is lost, and roots die if there is too much unchanged water. As a result, the cultural rules for different conditions can be formulated.

1. With organic composts the traditional techniques hold up, namely keep plants moist, but not wet. Providing the pots drain readily, adequate oxygen should be available.
2. If the pot is too wet then oxygen between the roots and the decomposing organic material is depleted and the roots may die
3. If however the watering is frequent enough, the roots may not die because the existing water is replaced with fresh oxygenated water. With inorganic potting material however, it is much simpler. The pot may be kept wet for there is no competition for the dissolved oxygen in the water and the water (with fertiliser) may be changed readily.

The cultural rule then is to keep at an optimum both the respiration rate and the water uptake. If you think about it, the understanding of the dissolved oxygen role is the bridge of understanding between the soil and the soil-less or inert compost cultures. If you can also see water not just as a word, but “magic water”, and take time to understand it, then you have the formula for cultural success.

Editor’s note.

This article is something for all of us to think about seriously. I personally have never understood how a plant uses all the resources available to it, just to grow and hopefully flower. Surely after reading this article (perhaps a number of times), we might all be able to flower our plants better.




Stone Free “Orange Gem”, grown by David Fletcher
Shown at the May meeting. See it in colour on the web site



May Meeting
Second Division 1st, Intermediate Yellow
Artful Magic 'Martina' Grwon by Mike Gray (it is also perfumed)





May 2022 Meeting

1st Miniature Other Colour

Sundaani Autumn 'Ty'

Grown by Pauline and Mark Hockey



May 2022 Meeting

1st Small Standard White

(Trigo Royale x Lone Star) 'Snowball'

Grown by Graham Morris

This plant had been out for more than a month before the May meeting.

Interesting, it seems to flower anytime throughout the flowering season, sometimes twice.





May Meeting

Open Division

1st, Miniature Brown

Harvest Queen ‘Golden Harvest’

Grown by Graham Morris


At the May meeting, the Beginners were gifted some seedlings
Mighty Angel ‘Lisa’ x Poetic Ghost ‘Eve’

The photos below are the actual parent plants. Expect some high quality whites to come from this mating. Thank you Chee Ng for donating the plants & John Gates for the photos.

Mighty Angel ‘Lisa’




Poetic Ghost ‘Eve’





Frosty Jack Grown by Mike Gray
Shown at the May meeting. See it in colour on the web site



erythrostylum "JoJo" Grown by Graham Morris
Shown at the May meeting. See it in colour on the web site



Zig Zag "Kiwi" Grown by Michael Willoughby and Oui Ju
Shown at the May meeting. See it in colour on the web site



Sundaani Autumn "Sunrise"
Shown at the May meeting.



Grown by Pauline and mark Hockey
See it in colour on the web site



tracyanum x Kusuda Shining
Shown at the May meeting.



Grown by Graham Morris
See it in colour on the web site



Zola
Shown at the May meeting.



Grown by Pauline and Mark Hockey
See it in colour on the web site

The next Meetings of the Cymbidium Orchid Club of South Australia Inc.


**On Wednesday 22nd June 2022, starting at 8.00pm
Beginners meet on the stage at front of hall from 7.15pm**

Bring any cymbidiums in flower for judging

**The Committee are still finalizing the content of the meeting at this time.
There is a couple of exciting programs being considered.
There will be some exciting surprises.**

**An expert panel will again be formed to answer any questions members may
like to ask about growing their cymbidiums.**

SEA more from your garden all year round.



Seamungus is a fantastic product that is suitable throughout your garden.

A garden that receives a regular feed of fertiliser through every season ensures that your plants have access to the nutrients they need, as soon as they need them.



The potent combination of ingredients in Seamungus, including three different types of kelp, along with poultry manure and humates will improve your soil and the resilience of your plants to stress.

Seamungus is available as both pellets and liquid.



Prices effective from January, 2018

ORGANIC BASED SPECIALIST FERTILISERS



Bush Tucker
An organically based fertiliser, developed for the specialised needs of Australian native plants - even the most phosphorous sensitive. **20kg bag \$30**



Gyganic
Perfect for fruit and citrus, Gyganic has been specifically developed to enhance fruit size, quality and taste. **20kg bag \$30**



Kahoona
Ideal for all acid loving plants such as Camellias, Gardenias, Azaleas and Rhododendrons. **20kg bag \$30**



Sudden Impact for Roses
Ideal for all flowering and fruiting plants - not just roses. **20kg bag \$30**
1L Bottle \$10



Strike Back for Orchids
Ideal for the all potted flowering and fruiting plants - not just orchids. **20kg bag \$30**

Strike Back for Orchids Liquid
Ideal for all potted flowering and fruiting plants - not just orchids. **1L bottle \$10**



Sudden Impact for Lawns
Ideal for new and established lawns, along with other non-flowering plants such as palms, ferns and conifers, as well as leafy vegetables and herbs. **20kg bag \$30**



Upsurge
Ideal for turf to improve soil structure and increase earthworm activity, root growth and resistance to pests and disease. **7.5kg bag \$16**

ORGANIC FERTILISERS



Bounce Back
A high quality, general purpose fertiliser, specifically formulated for the most effective and safe feeding of all your garden plants. Ideal for winter and summer application. 100% organic and ACO registered. **20kg bag \$13**



Rapid Raiser
A high quality, boosted general purpose fertiliser. The increased phosphorus level makes it ideal for planting and promotes faster, healthier and sustained growth for all plants. Particularly suitable for heavy feeding plants such as roses and citrus. 100% organic and ACO registered. **20kg bag \$15**



Blade Runner
A high quality, general purpose lawn fertiliser. Ideal for all use on all lawns, particularly new lawns and summer application of established lawns where the slow release properties help to prevent thatch build up. 100% organic and ACO registered. **15kg bag \$15**



Rocket Fuel
Specifically developed for growing healthy, organic fruit and vegetables. A portion of all retail sales go to supporting the Stephanie Alexander Kitchen Garden Foundation. 100% organic and ACO registered. **15kg bag \$13**



Cock'n'Bull
A mix of cow and chicken manure, Cock'n'Bull is ideal for conditioning the soil whilst adding nutrients. A perfect additive to any garden or vegie bed. 100% organic and ACO registered. **30L bag \$7**



Meatworks Blood'n'Bone
An all-purpose organic fertiliser manufactured from meat and bone meal. **25kg bag \$30**

BOOKS SA



From the Ground Up SA currently out of stock

VIC



NSW



ORGANIC FERTILISERS



Seamungus Pellets
Ideally suited for establishing new plants (particularly bare-rooted roses) and for use on natives Seamungus can also be used as a plant tonic to revitalise all your plants throughout the year. 100% organic and ACO registered. **20kg bag \$20**



Seamungus Liquid
Ideally suited for establishing new plants (particularly bare-rooted roses) and for use on natives. Seamungus can also be used as a plant tonic to revitalise all your plants throughout the year. **1L bottle \$10**



Seamungus Green
The smaller crumble form makes Seamungus Green ideal for lawns and in dry conditions where more immediate breakdown is required. It can also be used as a plant tonic to revitalise all your plants throughout the year. 100% organic and ACO registered. **20kg bag \$22**



Whoffungung
Biologically activated, nutrient rich, weed free, absorbant super mulch **20kg bale \$14**



GOGO Juice
A pro-biotic for your soil and plants, GOGO Juice provides all the benefits of applying liquid kelp, seaweed and humic acid, whilst adding beneficial bacteria to assist in breaking down the organic matter, maximising the nutrients available to your plants.



1L Concentrate \$10
2L Concentrate \$15
2L Ready to Use \$10



From the Ground Up

From the Ground Up is a complete and comprehensive, state-based garden guide for gardeners. The books utilise the recommendations of many plant experts, coupled with the fantastic knowledge and experience from our authors - Sophie Thomson (SA edition), Jane Edmondson (VIC edition) and Linda, Sandra and Graham Ross (NSW edition). **\$35 each**

• Prices include GST • Free delivery to agreed delivery points for minimum 1 tonne / pallet orders
• These prices are strictly for members only and are not to be knowingly disclosed to the general public



**Year round
fertilising for
year round
health**

Like humans and animals, plants require regular feeding throughout the year - at least once in each season.


Happy, healthy, well nourished plants are more resistant to pests, diseases, heat stress and frost.

The programs have been specifically developed by experts who rely upon optimum plant growth to earn their living.










To find the Neutrog feeding program that is right for you, log onto our website www.neutrog.com.au

Neutrog Australia Pty Ltd
288 Mine Road, Kinnaminon
South Australia 3552
T (08) 8538 3500
F (08) 8538 3522
E info@neutrog.com.au
W neutrog.com.au

Keith Wallace has a new catalogue out
Only 9 crosses this year, and 3 mericlones
Also available Dural Dream Picture flowering size plants
Pieces of the Original plant, in 175mm pots \$150 each



**KEITH WALLACE
PTY LTD**
WHOLESALE
PRODUCTION NURSERY
ABN: 25 001 401 949

 <i>Amber Harvest 'Dural'</i>	 <i>Dural Dream 'Picture'</i>	 <i>Sleeping Dancer 'Emerald'</i>
 <i>Blazing Arcadia 'Dural'</i>	 <i>Ginger Sands 'Sunset'</i>	 <i>Loch Watten 'Dural'</i>
 <i>Rembrandt 'Masterpiece'</i>	 <i>Portugese Passion 'Snow Blossom'</i>	 <i>Pepper Blaze 'Flame'</i>

CYMBIDIUMS
By Gordon Giles
2022 Seedling Catalogue

On this page last month were details of a special highly awarded plant being offered for sale (expensive), by a Sydney grower. Some members thought it was too expensive. It sold for about the suggested price, AND a number of other growers sought to buy it. There may be a couple more divisions of it available later. Refer back to the April magazine.



**Garden City Plastics
SPECIAL
July 2022**

10-12 Hakkinen Road, Wingfield, SA 5013
Phone: (08) 8168 4100, Fax: (08) 8168 4199
Email: sa@gardencityplastics.com

30% Off Orchidata Bark

Available 1st July to 31st July 2022



Neutrog are great supporters of our Club.

Please support them wherever possible and tell others about them

The Cymbidium Orchid Club of South Australia, was actively involved in developing and testing Strike Back for Orchids and endorses it's use.

GOGO Juice. The Perfect Summer Cocktail

INGREDIENTS

40ml of GOGO Juice Advanced
Biological Formula

10 litres of Water

METHOD

Empty 1 x 40 ml cap of GOGO Juice
Advanced Biological Formula into
a watering can.

Fill with 10 litres of water.

Slosh about to dilute well.

Pour over soil, lawn or pots for a
refreshing summer drink for your garden.

NEUTROG
Biological Fertilisers

Freecall 1800 65 66 44
www.neutrog.com.au



*Disclaimer, GOGO Juice Advanced Biological Formula is a probiotic for your garden, it should not be drunk.

03834

Rats and mice are active in our gardens at the moment. First Strike Rodenticide is very effective in controlling these pests.

Available from Graham Morris 0419 823 724. Call if you need some.

Packs of 10 baits \$5.00, Packs of 25 \$10.00

This new product is getting good reviews from growers everywhere who have been using it for some time. Rodents cause lots of damage if not controlled. Be prepared. Have some on hand.

Available at the Trading table at the back of the hall, on meeting nights.



Barrita Orchids

New release Cymbidiums
available online now

Cymbidiums
Sarcochilus
Cattleyas
Epidendrum
Zygopetalum
and Laboratory service

www.barritaorchids.com

TRADING TABLE SUPPLIES

250mm Pot		\$1.20	
200mm Pot		80c	
180mm Pot		60c	
140mm Pot		40c	
100mm Pot		30c	
Plastic Trays	\$2.20	(55cm x 35cm x 8cm holds six 180mm pots)	
Stakes Bundles 3ft (25)		\$4.50	
Stake Bundles 4ft (25)		\$6.00	
Twist Ties Bundle (100)		\$2.00	
Calcium Nitrate		\$2.50	
Yo Yo's		\$2.00	
Single Head Fogger Dropper		\$4.50	
Trisodium Phosphate (sterilizer)		\$5.00 (500g)	\$10.00 (1kg)
Virus Kits		\$7.50	
Linuron Hericide (100g)		\$10.00	
Plastic Labels (25)		\$2.00	

For normal orders contact Tony Cummins on 8298 5125, for stock availability

For larger orders 30 pots or under per size, contact Wayne Baylis, on 0409 801 224

Any orders over 30 pots per size should be sourced by the box configuration from Garden City Plastics,
Available to all club members in bulk,
Contact Natasha on 8168 4100 to order.



At the July meeting, the jumbo flask at left will be auctioned.

It has approximately 100 very robust and fast growing seedlings, which will be ready to deflask at that time.

John Gates, the master hybridizer of this flask, describes as a “good cross”, an obvious gross understatement.

It should produce many absolutely top quality red seedlings.

Thank you to Moss and Rosemary Bray for producing and donating this flask.

All proceeds raised will go to the club.

Save your dollars and cents for this one, and don't miss the July meeting to bid on this special flask.

(Flaming Vulcan x Arcadian Ruby) 'Big Red'



Regal Flames 'Queen of Hearts'





SAROC Show, June 2022
Above, our club display
Below The South Coast Club display

