








**June meeting
Best in First Division
First Division First Miniature Other Colour
Ba Trieu
Grown by Peter Haltis**



CYMBIDIUM NEWS

Published by the Cymbidium Orchid Club of South Australia Inc.
<http://www.cymorchidssa.com.au> also see us on Facebook
 Print Post Approved PP 100018071



**June meeting
Best Overall, Best in Open Division, Open Division Intermediate Yellow First
Pharaoh's Dream 'Dural' Grown by Chee Ng**



June meeting 2023 Best in Second Division
tracyanum Grown by Mike Gray

Editor's note Many members will tell you that we should not bother growing this type of cymbidium

Remember, they are a big part of cymbidium history

It is a species cymbidium. It was a very important cymbidium. Large numbers of our modern plants have tracyanum in their breeding

And, there are many growers who appreciate and love this type of flower
They are always sold quickly whenever available, often at premium prices.



First Division Small Standard, Other Colour 1st
tracyanum 'Tambourine' Grown by Peter Haltis



First Division Miniature Brown, First
Another World Grown by Peter Haltis



Second Division Large Standard Brown 1st
Bennett-Poe Grown by Mike Gray



Second Division Intermediate Brown 1st
Bennett-Poe 'Atlantis'
Grown by Karl Olsen



First Division Arachnid
First Intermediate Brown
Grown by Peter Haltis



Open Division Intermediate Yellow 2nd
Blazing Dream 'TeePee'
Grown by Graham Morris



Some of the plants displayed at the June meeting.
Great to have more displayed than in previous months.

See this in colour in the electronic form which can be sent to you if we have your email address

TRADING TABLE SUPPLIES

250mm Pot		\$1.20	
200mm Pot		80c	
180mm Pot		60c	
140mm Pot		40c	
100mm Pot		30c	
Plastic Trays	\$2.20	(55cm x 35cm x 8cm holds six 180mm pots)	
Stakes Bundles 3ft (25)		\$4.50	
Stake Bundles 4ft (25)		\$6.00	
Twist Ties Bundle (100)		\$2.00	
Calcium Nitrate		\$2.50	
Yo Yo's		\$2.00	
Single Head Fogger Dropper		\$4.50	
Trisodium Phosphate (sterilizer)	\$5.00	(500g)	\$10.00 (1kg)
Virus Kits		\$8.00	
Linuron Hericide (100g)		\$10.00	
Plastic Labels (25)		\$2.00	

For normal orders contact John Howard on 0419 814 981, for stock availability

For larger orders 30 pots or under per size, contact Wayne Baylis, on 0409 801 224

Any orders over 30 pots per size should be sourced by the box configuration from Garden City Plastics,
Available to all club members in bulk,

Cymbidium News Volume 25 No. 6 July 2023

The New Cymbidium News is published monthly, February to November inclusive and is the Official Newsletter of the **Cymbidium Orchid Club of South Australia Inc**

Editor Graham Morris Ph 0419 823 724 email gramorris@optusnet.com.au

	Patron	Angus Irwin	Neutrog Australia Pty Ltd
President	Graham Fear	Ph 0421 053 951	woodworthpark1@bigpond.com
Club Postal Address		11 Jeanes Ave, Glenelg North 5045	
Secretary	Greg Wallace	Ph 0413 457 645	greg.wallace@angleauto.com.au
Treasurer	Christine Robertson,	Ph 08 8536 3948	kloval@westnet.com.au
		PO Box 454, Strathalbyn 5255	
Registrar of Judges	Chee Ng	Ph 0411 776 507	chee78@optusnet.com.au
Assistant Registrar of Judges	Bill Jayne	0419 039 022	bill_julie@bigpond.com

Committee Members

Vice President,	Greg Wallace	0413 457 645	greg.wallace@angleauto.com.au
Junior Vice President	John Howard	0419 814 981	hijon@adam.com.au
1 year term	David Fletcher	0408 507 036	dcfletcher16@outlook.com
1 year term	Sue Hollands	0439 806 757	s.hollands@internode.on.net
1 year term	Bill Jayne	0419 039 022	bill_julie@bigpond.com
2 year term	Sylvia Jackson	0403 006 057	djackso3@bigpond.net.au
2 year term	Don Wallace	0409 491 169	deedub@bigpond.net.au
2 year term	Elayne Sanders	0413 522 582	neille@internode.on.net
Show Marshall	John Howard		

Life Members

Ray Brady,	Moss Bray,	John and Yvonne Longbottom,
Graham Morris,	Dean Roesler #,	Jeanne Hall #,
Ben Knobben #	Brian & Shirley Brand,	Barry Bailey,
	# indicates Deceased	Wayne Baylis,
		Peter Aigner Muehler

Index

Flower of the night at the June meeting	Page 1
Best in Second Division June meeting	Page 2
Committee details and index	Page 3
President's Message	Page 4
June showbench results, Supper roster	Page 5
Port Adelaide Show schedule	Page 6
Glenn Heylen—Tips for successful growing cymbidiums	Page 7, 8 and part page 9
Preparing plants for showing	Part page 9 and page 10
Showbench winners from the June meeting	Page 11 to 14
West Lakes Spring Show schedule	Page 15
Neutrog	Page 16 18 and 19
June meeting details, Shows and future meeting dates	Page 17
Garden City Plastics special offer for next August	Page 20
Neutrog, Rodenticide	Page 21
June meeting photograph, Trading Table listing	Page 22
June meeting showbench winners	Page 23, 24

COPYRIGHT All contributions in the New Cymbidium News, which have acknowledged authors, are automatically covered by copyright. We believe that most authors would be willing to allow free use of articles for publishing elsewhere, if written approval is sought, through the Secretary of this Club.

Our club Bank Details are as follows

Bank of South Australia BSB 105 108 Account number 022900640
Our Treasurer Christine Robertson Phone 08 8536 3948 or 0438 363 940



Presidents Message July 2023

Welcome to our July 2023 issue

It was great to see so many plants at the June meeting, mostly Open Division, but a few more this month in both First and Second divisions.

In **Open division**, Pharaoh's Dream 'Dural' grown by Chee Ng was Best.

In **First division**, Ba Trieu grown by Peter Haltis was best.

In **Second division**, tracyanum grown by Mike Gray was the best.

Plants of the night was Pharaoh's Dream 'Dural' grown by Chee Ng.

There should be a lot more plants being benched at the July meeting.

Neutrog's Paul Dipuglia, was our guest speaker at the June meeting. Thank you Paul, for you presentation, especially as we are all

**President
Graham Fear**

hopeful that POPUL8 could be an answer to stopping root and bulb rot in cymbidiums. It was also good to see the Neutrog story again, as it is a great presentation of where they are today, which a lot of our new member would not have seen before.

Our guest speaker for July will be Professor Calum Wilson, Professor of Plant Pathology at the Tasmanian Institute of Agriculture. He is a world-renowned expert on orchid viruses and it will be a presentation which should not to be missed.

Because this is a presentation extremely important to all orchid growers, we have extended an invitation to all metropolitan orchid clubs and their members who are not cymbidium club members, to attend our meeting for a gold coin donation.

At the July meeting we will be circulating time sheets for volunteers at the trading table for Port Adelaide from Wednesday the 2nd August to the 6th August, and West Lakes from the 26th August to the 3rd September. We need your help, so please, for both shows we need you to put your name down when you can help, so we can adjust the number of people on the trading table at any one time.

It is no good having 8 people there at one time, with some of them have not having indicated that they were coming, and the following day we only have two people all day, so please put your name down to help on the days you can help, so we plan and manage our helpers .

Barry Bailey will be having a trading table more than 20 seedlings for sale at \$6.00 each, at the July meeting. They are numbered, not named, and bred by a local grower, who will be a guest speaker at our club, later this year. Any turning out to be good, Barry can get you their names of the crossing later.

Don't forget to wear your name badge, and give your birthday month to John Howard, if you haven't already done so. A great seedling is to be won in each month.

Stay safe and well and I look forward to seeing you on the 26th.

Kind Regards. Graham Fear (President)

Neutrog are great supporters of our Club.

Please support them wherever possible and tell others about them

The Cymbidium Orchid Club of South Australia, was actively involved in developing and testing Strike Back for Orchids and endorses it's use.

JOIN OUR NEWSLETTER

Our monthly newsletters and planting guides provide the ultimate resource for passionate gardeners to get the most out of their soils and plants.

By signing up using the QR code below, you will have access to stories about gardens across Australia, exclusive Neutrog updates and our recommendations for feeding, planting and garden maintenance each month.



NEUTROG
Biological Fertilisers

Connect with us!



Rats and mice are active in our gardens at the moment. First Strike Rodenticide is very effective in controlling these pests.

Available from Graham Morris 0419 823 724. Call if you need some.

Packs of 10 baits \$5.00, Packs of 25 \$10.00

Available at the Trading table at the back of the hall, on meeting nights.

21

This new product is getting good reviews from growers everywhere who have been using it for some time. Rodents cause lots of damage if not controlled. Be prepared. Have some on hand.



GCP August 2023 SPECIAL

10-12 Hakkinen Road
Wingfield, SA 5013
Phone: (08) 8168 4100
Fax: (08) 8168 4199

Email: sa@gardencityplastics.com

20% Off Dramm Watering equipment for August 2023

1st August 2023 to 31st August 2023

(There may have been a price increase since your last purchase)

Wands come in Berry, Blue, Green, Yellow, Orange & Red



DRAMM WAND SET

Prices last time on special . (May have increased a little now)

16" wand set - \$37.49 - 20% = \$29.99 + gst = \$32.99

30" wand set - \$43.48 -20% = \$34.78+ gst = \$38.26

9 position revolver sprayer- \$23.19 -20% = \$18.55+ gst = \$20.41

20

June 2023 Showbench Results

Division	Class	Prize	Plant Name	Exhibitors Name
Judges Choice	Seedling of the Night		(Dawn Muse X Anna Szabo) X Darch Classic	Chee Ng
Judges Choice	Best Species		tracyanum	Mike Gray
Judge's Choice	Best Overall		Pharaoh's Dream 'Dural'	Chee Ng
Judge's Choice	Best in Open Division		Pharaoh's Dream 'Dural'	Chee Ng
Judge's Choice	Best in First Division		Ba Trieu	Peter Haltis
Judge's Choice	Best in Second Division		tracyanum	Mike Gray
Judge's Choice	Best Large Standard Seedling		Marilyn Thomas X Prized	John Moon
Judge's Choice	Best Small Standard Seedling		(Dawn Muse X Anna Szabo) X Darch Classic	Chee Ng
Judge's Choice	Best Intermediate Seedling		Cronulla Star X Laramie Angel	Geoff and Lucy Spear
Judge's Choice	Best Miniature Seedling		Lancashire Jim X Jimbo Rose	John Moon
Open Division	Large Standard White	1st	Loch Watten X Kulnara Snow	Graham Lambert
Open Division	Large Standard Yellow	1st	Marilyn Thomas X Prized	John Moon
Open Division	Large Standard Other Colour	2nd	Some Like it Hot	Graham Lambert
Open Division	Small Standard Pastel	1st	(Dawn Muse X Anna Szabo) X Darch Classic	Chee Ng
Open Division	Intermediate White	1st	Cronulla Star X Laramie Angel	Geoff and Lucy Spear
Open Division	Intermediate Pink	2nd	Winter Fire 'P46'	Graham Morris
Open Division	Intermediate Pink	3rd	Pretty Rose 'Maddy'	Graham Morris
Open Division	Intermediate Red	1st	Jessie Blakiston x Blazing Red	John Moon
Open Division	Intermediate Red	2nd	(Jessie Blakiston X Kalahari Blaze) 'Jo Jo'	Graham Morris
Open Division	Intermediate Yellow	1st	Pharaoh's Dream 'Dural'	Chee Ng
Open Division	Intermediate Yellow	2nd	Blazing Dream 'Tee Pee'	Graham Morris
Open Division	Intermediate Other Colour	2nd	Olivia Rose X Prized	John Moon
Open Division	Miniature Pink	2nd	Lancashire Jim X Jimbo Rose	John Moon
Open Division	Miniature Red	1st	Jessie Blakiston X Pepper Blaze	John Moon
Open Division	Miniature Green	2nd	Thumbs Up 'Tamara'	Graham Lambert
First Division	Small Standard Other Colour	1st	tracyanum 'Tamborine'	Peter Haltis
First Division	Intermediate Brown	1st	Arachnid	Peter Haltis
First Division	Miniature Brown	1st	Another World	Peter Haltis
First Division	Miniature Other Colour	1st	Ba Trieu	Peter Haltis
Second Division	Large Standard Brown	1st	Bennett-Poei	Mike Gray
Second Division	Intermediate Brown	1st	Bennett-Poei 'Atlantis'	Karl Olsen
Second Division	Miniature Red	1st	Sarah Jean 'Helen'	John Wainwright

Cymbidium Orchid Club of South Australia Supper preparation roster 2023

Meeting date	Set up	Serving	Clean up
26 th July	Elayne Saunders	Joan Mason Margaret Curtis Hillary	Elayne and Joan
23 rd August	Graham Fear Sylvia Jackson	Sylvia Jackson	Sylvia Jackson
27 th September	Elayne Saunders	Joan Mason Margaret Curtis Hillary	Elayne and Joan
25 th October	Elayne Saunders	Erica	Elayne Saunders
22 nd November	Elayne Saunders	Joan Mason Margaret Curtis Hillary	Elayne and Joan

Each month milk, water, juice and eats will be purchased and provided by the club committee (Elayne Saunders or Graham Fear)

Elayne 0413522582, Sylvia 0403006057

5

Port Adelaide Winter Show 2023 Schedule and details

Put in from 5.30pm on Wednesday 2nd August

There are the nine (9) colour classes: -

White/Cream	Yellow	Green	Red	Pink
Pure colour	Brown/Orange	Novelty	Any Other Colour (polychrome, non standard colour)	

There are four (4) sizes: -

Large Standard	Over 100 mm,	Small Standard.....	85 mm—100 mm
Intermediate.....	60 mm— 85 mm,	Miniature.....	Under 60 mm

Measurements are horizontally across the widest part of the flower.

There are three (3) divisions: **Open** **First** **Second**

All plants must be clean and virus free or the Judges or Show Marshal will reject them. The Judge's decisions are final. Should any protest be lodged, the Show Marshal will call a panel to give a decision

The sole sponsor shall be The Port Adelaide Plaza Shopping Centre

Port Adelaide Show 2023 Prize schedule

Grand Champion	\$200
Champion of division (excludes Grand Champion division) (2)	\$50
Champion Seedling	\$150
Champion large standard seedling	\$20
Champion small standard seedling	\$20
Champion intermediate seedling	\$20
Champion miniature seedling	\$20
Champion large standard	\$20
Champion small standard	\$20
Champion intermediate	\$20
Champion miniature	\$20
Champion Specimen	\$20
Champion Novelty (peloric, feathered, spots)	\$20
Best in each size class (4) for each division.	\$10
All plants granted First Prize cards	\$5
All plants granted Second Prize cards	\$3
All plants granted Third Prize cards	Card only

Foliage plants may be used to supplement displays.

At least two (2) people are required at all times, to act as Show Marshall around the displays

Shopping hours

Thursday and Friday 8.00am to 9.00pm, Saturday 8.00am to 5.00pm, Sunday 9.00am to 5.00pm,

Security Guards will be in attendance, so please wear club membership badge

Our display will be a single display, similar to the one staged last year. It will be in the same position as last year. The trading table will be nearby.

6

Takeout of plants is after 5pm on Sunday August 6th

Most members should know that we have a really good, mates rates deal with Neutrog, to purchase their products at very special prices.

Generally, a club member needs to register on line via the Neutrog Web site. You will be given an account, and can set up a password to access the site to place an order.

There are four (4) times each year when you can order product, then collect it a short time later. We get very discounted prices on all products.

There are a small number of members who cannot order on line, through either not having access to a suitable computer, or have had difficulty in logging in and placing their order.

If you are in that position, the club is about to set up a club account which you will be able to access by contacting a nominated member (Graham Morris), who you can place your order with and make your payment. You will need to make arrangements with him, on how and when to collect the order.

Dates of the orders and delivery are below. Orders can be placed well before the closing dates to avoid missing out.

There are very substantial savings to be made by purchasing Neutrog products through this on line store

***** For the next purchasers (August) ***
there will be a bonus (free) bag of
Human Beans fertiliser with all orders**

Spring

Delivery

18-19th August 2023

Delivery date depends on collection point

(Store closes 7th August 2023)

Summer

Delivery

17-18th November 2023

Date depends on collection point

Store closes 6th November 2023

I will try to get a product list and price list for those interested in this service. It should be available at each monthly meeting

19

At the April monthly meeting this year, Glenn Heylen was our guest speaker. He gave a lot of helpful hints, based on his many, many years growing orchids. Below is a brief summary of some of the advice

I was passionate orchid grower and in 1985 decided to start a nursery to produce wholesale cymbidium pot plants in partnership with my wife Gaynor. We received our first flasks of tissue cultured plants in August of 1986 and we ceased sales in the spring of 2022 as the result of the government acquiring the land on which our nursery was located.

My thoughts on growing cymbidiums can be condensed to the areas of basic plant culture, pests, diseases and bulb rot. Because the speaker at our upcoming July monthly meeting undoubtedly has more expertise on cymbidium viruses than me, I will leave the subject to him.

For culture I will limit the details to light/air, water and nutrition. It is accepted that cymbidiums grow best when provided with good bright light and good air movement. While these conditions can be provided in a number of ways, I consider that a shadehouse in a location free from shading by trees or buildings is the best option. There has been an ongoing discussion as to what degree of shade should give the best results and which colour shade cloth is best. I believe that in a suburban location in Adelaide, 50% white shade cloth is the best option. This may not be the case in harsher climatic conditions where more shade may be beneficial. The widely practiced method of growing plants on benches with each plant placed a pot space apart is the best way to provide good air movement.

Ideally rainwater should be used, but town water has been proven to be generally satisfactory. Basically, the lower the amount of total dissolved salts in the water – including added fertiliser – the better. Maintaining an evenly moist potting mix should be targeted but dryer rather than wetter is the better option.

On the subject of nutrition, I have accepted that the recommendations given by the researchers at Pukekohe in New Zealand in the late 1980s are a reasonable approach. In the nursery we followed their recommended regime of 170 ppm Nitrogen (N) with 40 ppm Phosphorus (P) and 120 ppm Potassium (K), and mixed the necessary ingredients in bulk to keep costs down and maintain control over the nutritional program. While for many years at flower initiation times we provided higher potassium and lower nitrogen rates, I am not convinced in the end that it made any difference to the rate of flowering. I think that a regime of fertiliser application which gives a constant rate of nutrition is all that is needed to produce satisfactory results.

Whether you wish to use organic or artificial fertilisers, I believe the old adage of ‘weak fertiliser weekly’ is an acceptable practice. The club’s sponsor Neutrog supplies a range of excellent products, and their recommendations should result in good outcomes.

One alternative is to use prilled slow-release fertilisers, and after experimenting with the range of products available, I am convinced that the Western Australian product Troforte is by far the best. I would suggest using the 4 to 5-month-release product applied every 4 months at 5 g per litre of potting mix. Troforte can be sourced from Philip Smdult Horticultural Products as can almost any other requirement for growing cymbidiums. If using Neutrog’s pelletised products, then 15 g per litre of potting mix every 2 months is the way to go.

While there are a large number of pests that can be problematic in cymbidium culture, I

Spring



**SUDDEN
IMPACT!
FOR LAWNS**

Get your lawn spring ready with the **NEW Sudden Impact for Lawns + POPUL8 2L Hose-On** - a complete, biological fertiliser in a liquid form, specifically designed to provide a full range of nutrients and biology in a soluble format, able to be taken up by the plant through the leaf, roots and soil.

- Suitable for all lawn types as well as hedges, trees, bamboo ferns, conifers, in fact **ALL non-flowering plants!**

- Combined with POPUL8 to promote nutrient cycling and liberation, fix nitrogen, produce growth hormones and improve resilience to plant and soil pathogens

- Includes Nitrogen, Phosphorus, Potassium and Macronutrients for colour, growth, root development and resilience to temperature and drought stress.

Available exclusively at Bunnings.

NEUTROG
Biological Fertilisers



think that two-spotted mite and scale are the ones which many growers fail to adequately deal with. For all of the other pests, basic gardening cultural practices should result in a good outcome.

Cymbidium scale is an armored scale that can be satisfactorily controlled using the parasitic wasp of the genus *Aphytis* – it is readily available from integrated pest management retailers. One drawback of *Aphytis* is that while they effectively parasitize the pest, the protective waxy cover of the scale insect remains on the leaves for many months and is unsightly. This is best removed by wiping it off by hand. Because there were some cultivars for which this was not a completely satisfactory outcome in a commercial context, we supplemented the use of *Aphytis* with the systemic chemical imidacloprid. On those problem plants, this was used as a potting mix drench. This chemical, originally sold as Confidor, has been reported as being detrimental to bees when they collect the pollen of imidacloprid-treated plants. I consider that as cymbidium pollen is not available to bees, this concern can be disregarded.

Two-spotted spider mite (*Tetranychus urticae*), also known as red spider, in high populations can cause severe damage to plants resulting in reduction in growth and yields. Some cultivars are more prone to infestations than others. In particular, pure colours seem more prone to attack with the grex Sarah Jean especially vulnerable. The telltale sign that they are present is a silvering on the leaves, usually on the underside. While two-spotted mites are tiny and difficult to identify with the naked eye, a hand-held lens of a magnification of, say, 15 power make them easily visible..

Biological control using the Chilaen predatory mite *Phytoseilus persimilis* gave us excellent control on our young plants under plastic in compots but was less effective on larger plants under shadecloth. I believe that they did not tolerate the summer climactic conditions of high temperatures and low humidity in our 7000 square metre shadehouse. In the nursey's final years, we introduced another predatory mite, *Neoseiulus californicus*, which is much more tolerant of our climactic conditions and we were satisfied that it provided better control. There are a number of effective miticides available and we found that, to control isolated outbreaks where the predatory mites were ineffective, those chemicals with systemic or translaminar qualities worked best. To this end we used Abamectin but Spinosad is compatible with most two-spotted mite predators and is readily available to the hobbyist. Unfortunately, it is quite expensive and there is some debate as to its degree of toxicity towards two spotted mites.

Orchid bulb rot seems have become an increasing problem over recent years and can cause significant losses. I am convinced that fusarium oxysporum is the cause; however, it seems that a primary infection by a separate soil-borne pathogen may infect the plant before being superseded by fusarium. I am not able to provide the answer to the problem and do not believe that there is a silver bullet solution.

To reduce losses there are a number of things that I would recommend – the first being to adopt strict hygiene practices in all aspects of your culture. Maintaining a clean growing environment and sanitizing every aspect with disinfectants/sanitiser is recommended. Benzalkonium chloride and sodium hyperchlorate, which are chemicals readily available in household products, along with hydrogen peroxide, are widely used for this purpose. As with all chemicals, care when using is obligatory.

Copper sprays are accepted as being a preventative to fusarium but the blue/green residue which remains on the plant and surroundings is often considered a deterrent. I recommend extra care when using copper sprays as I know of several cases of significant phytotoxic

The next Meetings of the Cymbidium Orchid Club of South Australia Inc.

**On Wednesday 26th July 2023
at the Burnside Assembly Hall,
corner of Greenhill and Portrush Roads, Dulwich
The main meeting begins at 8.00pm.
Any plants to be judged should be tabled well before the meeting please.**

Professor of Plant Pathology, Calum Wilson
from the Tasmanian Institute of Agriculture, specializing in plant virus research
will address us on how we might understand and control the many viruses found in
growing orchids. Calum previously spoke at club meeting in 2013, and subsequently initiated
research into Fleck Virus identification. This research was acknowledged world
wide. I am sure he will have lots more information to pass on to us at this meeting.

***** Don't miss this meeting *****

The beginner's group will meet on the stage at the front of the hall, starting
at 7.15pm SHARP (to allow them to view plants and purchase raffle tickets)
We will continue to learn how to prepare plants for showing. Many plants being exhibited
are not presented as well as they could be. Many plants are penalized for poor
preparation and do not win prizes that they could win if better prepared.

You will be shown how to do it.

If you have a plant you would like to bring along and practice on, bring it, then enter it
into the Port Adelaide Show, starting on the 3rd of August (put in 2nd August).

Newcomers are very welcome

Dates of monthly meetings through the year 2023 are below.
Always the fourth Wednesday, February to November

July meeting	26th	July	** Calum Wilson * Virus expert
Winter Show	2nd	August to 6th	August at Port Adelaide
August meeting	23rd	August	John Gate Hybridising
Spring Show	26th	August to 2nd	September at West Lakes
September meeting	27th	September	Graham Guest (Guest Orch)
October meeting	25th	October	Eddie Ng local hybridiser
November meeting	22nd	November	Malcolm Osborn History
Christmas Dinner		Thursday 30th	November
No meeting in December or January. AGM February 28th 2024			

A lucky badge, and a lucky birthday prize will be given each meeting. You must wear your club badge to be eligible.

Please notify your birthday month to John Howard if you wish to be in the lucky birthday promotion.


Cymbidium Society NSW Spring Show 12th and 13th August
Cymbidium Orchid Society of Victoria Spring Show 8, 9, 10th September

TRY THESE AND OTHER PRODUCTS ON
OUR MEMBER'S EXCLUSIVE ONLINE STORE
AT SHOP.NEUTROG.COM.AU

MAKE AN
IMPACT ON
YOUR LAWNS



OTHER PRODUCT RECOMMENDATIONS




SEAMUNGUS

Seamungus is used for revitalising all plants throughout the year (including natives) and is ideal for establishing new plants, particularly bare-rooted roses.



KAHOONA

Kahoonna is an organic based, chemically boosted fertilizer, specifically developed to enhance the growth and flower development of acid loving plants.



BUSH TUCKER

Bush Tucker is a complete, organic-based boosted fertilizer, specifically developed to meet the specialised needs of all Australian native plants.



POPUL8

POPUL8 is an Advanced Soil Biological formula. It is designed to occupy and populate the biological space in the soil and on plant roots which may otherwise be an available space for plant pathogens to inhabit.



STRIKE BACK FOR ORCHIDS

Strike Back for Orchids liquid concentrate is an organic based chemically boosted fertilizer ideal for all potted flowering and fruiting plants ...not just orchids!



SUDDEN IMPACT FOR ROSES

Sudden Impact for Roses concentrate is ideal for all flowering plants except natives and bare-rooted roses.



If you require assistance please contact Jacinta on +61 8 8538 3513

damage to plants. Another option is to avoid growing those cultivars which are prone to bulb rot. As with scale and two-spotted mite, pure colours fall into this category.

I do not know of a fungicide which cures fusarium in plants but there are a number now available which claim to have some curative effects in other plant groups. It could be that their use on cymbidiums would be beneficial, but none are registered for use on orchids. In past years, Benlate (benomyl) was considered to have some benefits in limiting fusarium damage and was widely used, but is no longer available in Australia.

It should be noted that fusarium is a water-borne pathogen and any plant that is suspected of having bulb rot should be removed from a collection without delay. With fusarium being a very significant world-wide problem in horticulture we can hope that a cure is on the way. In this respect I'm told by Graham Morris that a product containing beneficial soil flora has initially provided a good result. I'll leave it to Graham to report the outcome of further trials.

While I do not profess to be an expert cymbidium grower, I hope that the necessarily limited information that I have provided will be of benefit to those members seeking to improve their results.

Glenn Heylen July 2023

Future monthly meetings for 2023.

The guest speakers programmed for the remaining meetings this year are amazing. In my opinion, they are the best ever assembled for an orchid club, anywhere, ever. If you are a member, don't miss any of them. If you are not a member, consider joining immediately so you don't miss hearing what they have to say.

July Professor of Plant Pathology, Calum Wilson from the Tasmanian Institute of Agriculture, (a world expert) will talk orchid virus.

August John Gate, one of Australia's leading cymbidium hybridisers will discuss his breeding

September Graham Guest from Guest Orchids (also New Horizon Orchids agent) will talk

October Eddie Ng, a local hybridiser who is achieving amazing results will amaze you

November Malcolm Osborn, a foundation member will talk about the club history

Preparing flowering plants for the showbench. A summary of the Beginner's Group discussion at the June 2023 meeting

Presenting a plant in flower, in the best way possible, to help it win a prize on the showbench, is hugely important. Many good plants are presented with faults which could easily be avoided, which prevent it winning a good prize. At the June meeting, I started showing the group how I go about presenting a plant in a state to allow it to have its best chance of winning. This article will attempt to summarise the method

Starting to prepare a plant to show it, starts a long way out from when it is shown. One could argue that the very selection of a plant variety is the most important step. This could be 3 or 4 years before it is shown. Additionally the very method of how it is grown, is also very important. A scruffily grown plant is unlikely to win a major prize. The plant should be shown, growing well in a suitable pot, not overgrown, underpotted, or full of back bulbs.

For this exercise I am going to assume the above points have been done well. The plant has a spike or three, and is likely to look good when the flowers open.

West Lakes Spring Show Sunday 27th August to Saturday 3rd September 2023

1. Clean the plant. Remove leaf husks and any marked or damaged leaves. Long nose pliers can help.
2. Train the flower spike to its best possible presentation. This should start when the flower spikes first appear. Insert a stake into the pot as the spikes appear. Use the stake to try and get the buds well away from the foliage. Flower spikes can be trained upright, allowed to gently arch, or even cascade over the edge of the pot and down the side of the pot. Only with experience will you know how to treat a particular variety. For example, most Sarah Jean varieties will want to dangle. Trying to train their spikes upright is difficult most times. Make notes on the plant label when you discover how it wants to send its flower spikes up.
3. After the buds emerge from the sheaf of the flower spike, **carefully** remove the sheaf, and observe the buds, and try to get them all to present to their best along the flower spike. This could be so they all look in the same direction, in the case of a multi spiking plant, or all around the flower spike in the case of a tall, single spiking plant. Use ties (twist ties) or special clips to make the spike straight upright, arching or dangling.
4. At this point, I should tell you that un-natural manipulation of flower buds is not allowed, but careful training of the buds is encouraged. Where the line between manipulation and training is, is rather contentious. Most good growers ensure that all buds are pointed in the right direction, and that flowers are open fully. Ties and packing are often used to facilitate this. However do not leave signs of the ties and packing being used, when presenting the plant for judging. Sometimes we see small bits of cotton wool still attached to a flower when presented. That is a giveaway that manipulation has been used. Tip, use tissues instead of cotton wool. Any ties or clips, used to train or manipulate a flower or spike should be removed before it is shown.
5. Constant checking of the plant overall, in the weeks leading up to it being shown is advised. Small corrections can be done regularly to make the plant look its best for the big show.
6. In the last few days, check constantly and try to correct any faults you might see.
7. In the last 24 hours, trim any marked or damaged leaves. Clean the outside of the pot. Tidy up the potting mix, perhaps adding small amounts of new mix to make it look good. Wash all the leaves with clean water and a tissue (to remove dust), or even better use diluted full cream milk (5 to 1 dilution), which will make the leaves shiny from the butterfat in the milk. Write a show label, with the plant's name, your show number, and attach a coloured dot if it is a seedling. Show labels are available from the Show Marshal, and it is best to get a few to have on hand, rather than having to write them on arriving at the show or meeting. There is a different coloured label for the division you are in. Green for Open Division, Buff (yellow) for first division and white for second division. Write the label carefully, and make it look good. Overall presentation is important if you want to win a good prize. Attach the label to a leaf or the stake so that the best part of the plant is seen when facing the label. Please use blue tac, or a paper clip (not a staple or adhesive tape) to securely attach the label to the plant. It may need to be temporarily removed later, if the plant is to be photographed.
8. Check the stake on the spike. Trim it if it protrudes above the stem of the top flower. Remove excessive ties, and try to make the ties as inconspicuous as possible. It could be wise to replace any large ties with short ones, and remove all bits sticking out.
9. For transportation, inserting the plant into a plastic sleeve may avoid damage whilst in transit, Tying the leaves back to prevent them making contact with the flowers whilst in motion, is advisable. Consider extra staking of fragile spikes (particularly arching ones) during moving and transport. However, make sure you remove the ties and stakes before presenting them for judging.
10. On arrival at the show or meeting, look over the plant and check it has not been damaged in transit. If it has, report the damage to the Judges. Keep any damaged flowers with the plant.
11. Generally, make the plant look great. The better it looks, the better chance it has of winning a prize.
12. On arrival at the show or meeting, place your plants in the appropriate spot for judging. Plants for each division should be all assembled together. In shows, place them in the colour class, and size class they should be in. If you are in doubt, ask for help from a Judge.
13. Good luck and learn from your experience in preparing your plant. Look over plants of other successful growers, and try to do better than them in the future.
14. Enjoy the experience. Accept the judge's decisions, even if you think they are not right. It can be fun and you will learn a lot.

15. **Our Winter Show starts on Thursday August 3rd, with put in on Wednesday August 2nd**

16. **Our Spring Show starts on Sunday August 27th, with put in on Saturday August 26th.**

Entry is via the western end loading dock as per last year next to Woolworths. Park opposite the Lakes Hotel and the entrance is through the large iron gates.

Helpers during the week can get a free parking ticket from the Trading Table

Doors will be open at 5 00 pm Saturday 26th August for put in of plants.

Put in is from 5 00 pm— 5 45 pm. Judging starts at 6.00pm.

All displays to be completed and fenced by 10.30pm.

Any person with plants for displays, but not for judging, may place them in any of the display areas.

For judging of all divisions (Open, First and Second), signs will be posted in the best lighted areas, indicating where to place each category of plant. If you are doubtful about where to place a plant, get help from a judge, or place it where you think it should go, and if incorrect, the judges will move it to the correct area.

There are nine (9) colour classes: -

White/Cream	Yellow	Green	Red	Pink
Pure colour	Brown/Orange	Novelty	Any Other Colour (polychrome, non standard colour)	

There are four (4) sizes: -

Large StandardOver 100 mm, Small Standard.....85 mm—100 mm

Intermediate.....60 mm— 85 mm, Miniature.....Under 60mm

Measurements are horizontally across the widest part of the flower.

There are three (3) member divisions: Open First Second

All plants for judging or for sale on the trading table, must be clean, and not showing signs of virus, or the Judges or Show Marshal will reject them. The Judge's decisions are final. Should any protest be lodged, the Show Marshal will call an expert panel to give a decision.

West Lakes Show 2023 Prize schedule

Grand Champion	\$200
Champion of Divisions (2 prizes - excludes GC division)	\$50
Champion large standard	\$20
Champion small standard	\$20
Champion intermediate	\$20
Champion miniature	\$20
Champion Seedling	\$150
Champion large standard seedling	\$20
Champion small standard seedling	\$20
Champion intermediate seedling	\$20
Champion miniature seedling	\$20
Champion Specimen	\$20
Champion Novelty (peloric, feathered, spots)	\$20
Best in each size class (4) for each division.	\$10
First Prize card	\$5
Second Prize card	\$3
Third Prize card	Card only

Plant name tags are to be firmly attached (using a small piece of BlueTac or similar), to all plants exhibited. (Plant name tags are available from the Registrar of Judges)

Open Division - Green, First Division - Buff, Second Division - White

The name of the plant is to be neatly written, and the Exhibitor number in the bottom right hand corner

If the plant is a first time flowering seedling a yellow dot is to be attached to the label (available from Registrar)

After judging, a blue dot attached to the label indicates a first prize has been won by that plant. A red dot indicates a second prize, and a green dot indicates a third prize. Plants can win prizes in more than one class.

15

Note also. No plants will be judged at the monthly meeting night (Wednesday August 23rd).

Take out of the show is from 5pm on Sunday 3rd September

Shopping hours

Sunday 9.00am to 5.00pm, Monday to Friday 8.00am to 9.00pm, Saturday 8.00am to 5.00pm



June meeting
Open Division
Lancashire Jim x Jimbo Rose

Best Miniature Seedling
Second Miniature pink
Grown by John Moon



June meeting
Seedling of the night
Best Small Standard
Seedling

Open Division First
Small Standard Pastel

(Dawn Muse x Anna
Szabo) x Darch Classic

Grown by Chee Ng



June meeting
Best Large Standard Seedling, Open division First, Large Standard Yellow
Marilyn Thomas x Prized Grown by John Moon



June meeting
Best Intermediate Seedling, Open Division First, Intermediate white
Cronulla Star x Laramie Angel Grown by Geoff and Lucy Spear

