

CYMBIDIUM NEWS

Published by the Cymbidium Orchid Club of South Australia Inc.

<http://www.cymorchidssa.com.au> also see us on Facebook

Print Post Approved PP 100018071




March 2022 Meeting

**Judge's Choice Best Overall,
Best in Open Division
First in Open Division Miniature Yellow**

Sundaani Autumn "Tessaani"

**Grown by Michael Willoughby
and Oui Ju**



**March 2022 Meeting First Open Division Intermediate Yellow
Enzan Summer Grown by Graham Morris**



Cymbidium News Volume 24 No. 3 April 2022

The New Cymbidium News is published monthly, February to November inclusive and is the Official Newsletter of the **Cymbidium Orchid Club of South Australia Inc**

Editor Graham Morris Ph 0419 823 724 email gramorris@optusnet.com.au

Patron Angus Irwin Neutrog Australia Pty Ltd

President Graham Fear Ph 0421 053 951 woodworthpark1@bigpond.com

Club Postal Address 11 Jeanes Ave, Glenelg North 5045

Secretary Greg Wallace Ph 0413 457 645 wallacegr@stgeorge.com.au

Treasurer Christine Robertson, Ph 08 8536 3948 kloval@westnet.com.au

PO Box 454, Strathalbyn 5255

Registrar of Judges Chee Ng Ph 0411 776 507 chee78@optusnet.com.au

Committee Members

Vice President, Greg Wallace 0413 457 648 wallacegr@stgeorge.com.au

Junior Vice President John Howard 0419 814 981 hijon@adam.com.au

2 year term David Fletcher 0408 507 036 dcfletcher@chariot.net.au

2 year term Sue Hollands 0439 806 757 s.hollands@internode.on.net

2 year term Bill Jayne 0419 039 022 bill_julie@bigpond.com

1 year term Sylvia Jackson 0403 006 057 djackso3@bigpond.net.au

1 year term Don Wallace 0409 491 169 deedub@bigpond.net.au

1 year term Elayne Sanders 0413 522 582 neille@internode.on.net

Show Marshalls John Howard, Craig Humfrey

Life Members

Ray Brady, Moss Bray, John and Yvonne Longbottom,

Graham Morris, Dean Roesler #, Jeanne Hall #, Wayne Baylis,

Ben Knobben # Brian & Shirley Brand, Barry Bailey, Peter Aigner Muehler

indicates Deceased

Index

March Meeting flower of the night	Pages 1
Flower from the March Meeting	Page 2
Committee details and index	Page 3
President's Message , March Showbench results	Page 4 and 5
Membership fees request	Page 5
Fleck Virus	Page 6 and 7
Devon Meadows community pots for sale	Page 8
Watch your flower spikes on warm days	Pages 9
Flowers at the March meeting	Pages 10 and 11
Name this plant?	Page 12
April meeting agenda, Neutrog	Page 13
Neutrog	Page 14
Justis Pearl "BeeJay" for sale (First Class Certificate)	Page 15
Garden City Plastics Special offer for next month	Page 16
Neutrog, Rodenticide	Page 17
Barrita Orchids, Trading Table	Page 18
Flowers from the March meeting	Page 19 and 20

COPYRIGHT All contributions in the New Cymbidium News, which have acknowledged authors, are automatically covered by copyright. We believe that most authors would be willing to allow free use of articles for publishing elsewhere, if written approval is sought, through the Secretary of this Club.

Presidents Message April 2022

Welcome to our April issue,

Good to see some more plants were shown at the March meeting. Best in open division and plant of the night was Sundaani Autumn 'Tessaani', grown by Michael Willoughby and Oui Ju. Second division was won by Cheryl Lordan with the species cymbidium, dayanum. Well done to each of you, and hopefully we see more plants shown at the April meeting.

Many thanks to Michael Willoughby for giving us a firsthand look on how to find your plants linkage and extra information of your plants online, using Orchid Roots (orchidroots.com.au). Thanks to Bill, Kevin and Mike for being on the question-and-answer panel which was most informative.



**President
Graham Fear**

Save your questions up for the April meeting as the segment will be on going each month, so don't be shy, and ask anything to do with your plants, and the panel or other members will have the answer for you.

Many of your plants should be showing this year's flower spikes in various stages by now. I have some around the 3cm mark, up 40cm, with a couple now well out of their sheath. Hopefully a good flowering season is ahead.

Get the spikes staked as soon as you can, and make sure your pots are secure on the bench, to prevent the wind and falls breaking the spikes.

Watch out for the pests as they love new spikes. Rats, mice and slugs & snails, but the worst offender can be yourself. Be careful anytime you are near your plants as they break off very easily, and the twelve month's wait to see that special seedling can be over in a split second if you are careless or clumsy.

A new incentive for second division growers to show your plants at meetings and shows will be announced at the April meeting. This will give all second division growers a chance, along with the yearly aggregates to win some great prizes.

[President's Message continued on page 5](#)

Showbench results from the March 2022 monthly meeting

Category	Class	Prize
Judge's Choice	Best Overall	
Judge's Choice	Best in Open Division	
Judge's Choice	Best in Second Division	
Open Division	Small Standard Other Colour	1st
Open Division	Intermediate Yellow	1st
Open Division	Miniature Yellow	1st
		4
Open Division	Miniature Other Colour	1st
Second Division	Intermediate Yellow	1st
Second Division	Miniature White	1st

President's Message Continued from page 4

We will also be announcing an overhaul of the prize monies for our Winter and Spring shows, to offer a great reward to all of you when showing your plants.

Looking forward to a great meeting in April, when Paul Dipuglia, the Customer Relationship Manager for Neutrog, will be our guest speaker. Paul always has an interesting topic to speak to us about, and also plenty of give aways.

It is also pertinent that he will be here this month, so he can answer any questions or queries you may have on the Neutrog offer, which you all should have received in an email from him.

Along with the question and answers panel, it should be an entertaining night.

I look forward to seeing you all on the 27th April

Kind Regards and stay safe and well.

Graham Fear (President)

Membership fees for year 2022 are now overdue.

Please pay Christine, our Treasurer as soon as possible, preferably at the April meeting.

(If you are finding difficulty making the payment, please talk to Christine or Graham Fear, as soon as possible please).

We want you as a current member. An exciting season 2022 is upcoming.

Fees are unchanged for year 2022 at \$40

Plant Name	Exhibitor
Sundaani Autumn 'Tessaani'	Michael Willoughby & Oui Ju
Sundaani Autumn 'Tessaani'	Michael Willoughby & Oui Ju
dayanum Autumn Cherry	Cheryl Lordan Pauline & Mark Hockey
Enzan Summer Sundani Autun 'Tessaani'	Graham Morris Michael Willoughby & Oui Ju 5
Sundaani Autumn 'Sunshine'	Pauline & Mark Hockey
Florida Cracker dayanum	Sylvia Jackson Cheryl Lordan

A couple of our members have had problems with Orchid Virus recently
Prior to year 2012, several members had problems which were not common prior to that time. It was found that it was an outbreak of Orchid Fleck Virus (OFV). Not many of our members at that time had seen OFV.
We invited Associated Professor, Calum Wilson, from the University of Tasmania, to come to Adelaide and see some of the problem plants, and to talk to our July 2012 meeting. Calum is a highly recognised World renowned expert in viruses in plants. Following is a summary of his talk.

Summary of Associated Professor Calum Wilson's virus talk from our July 2012 Meeting

There are 30 different viruses which can infect Orchids, & there is likely to be more which so far are unidentified.

In many overseas countries Odontoglossum Ringspot Virus (**ORSV**) and Cymbidium Mosaic Virus (**CyMV**) are most common, and Orchid Fleck Virus (**OFV**) was rare in the past.

In Australia, testing in laboratories in NSW & Tasmania produced the following results from suspect plants sent for testing.

	NSW	Tas
CyMV	8.7%	15.5%
ORSV	61.9%	63.5%
OFV	29.4%	21.1%

ORSV was first reported in the USA in 1951. It is common in orchids, world wide. It is spread by plant to plant contact, also by cutting, pruning & handling of plants, and seed contamination. It is a **very stable** virus, & survives in dried leaves etc for over 100 years.

CyMV was first reported in cymbidiums in 1950. It is spread by plant to plant contact, also by cutting, pruning & handling of plants. It is quite a stable virus.

OFV was first reported in Japan in 1969. It is reported widely around the world. It is quite unstable, surviving quite a short time outside a live plant.

OFV is found in a wide range of orchid species & infects other plant families. It infects plants systematically (moves throughout the plant). There are distinct genetic strains.

Means of spread. By the False Spider Mite (*Brevipalpus californicus*), also cutting, pruning & handling of plants (with difficulty). It is not transmitted by seed. Transmission is more frequent at temperatures above 30 degrees centigrade & it is easier to infect non orchid plants. False Spider Mite is found naturally infesting over 1000 plant species. It feeds initially along the midribs of leaves, then moves outwards.

Life cycle is eggs, larva, photo-nymph, deuto-nymph, adult.

Eggs take 3 weeks to hatch and immature stages take 5-6 weeks to become adults. Between stages they exist as chrysalis, glued to plants.

Adults are about half the size of the 2 spotted mite (red spider).

The life span of the false spider mite is about 2.5 times that of the 2 spotted mite.

The false spider mites produce exclusively female populations, in hot, humid conditions. A bacterium is responsible for female only reproduction. They do not produce webbing as does the 2 spotted mite.

False spider mite moves by lifting (gliding) from leaf surfaces & moves with the wind. Moving by walking is not considered important. They are also transported on infested plants & worker clothing. Movement is stimulated by overcrowding also by host plant senescence (biological ageing after maturity), or death.

The mite needs at least 30 minutes feeding to transmit the virus.

Symptoms of OFV in plants can be useful but are unreliable. Symptoms vary with

- Mixed infections
- Host species and cultivar
- Virus strain
- Age of the plant at infection
- Time since infection
- Environmental conditions (temp etc)
- Plant stress

Detection at the moment is by using an Electron Microscope. There is no lateral flow test kit (Agdia) available yet.

Management

Virused plants cannot be cured. No chemical treatment will eliminate virus. Removing symptomatic leaves **will not** eliminate virus.

Precautions

Quarantine new plants. Infected plants should be quickly removed and destroyed. Monitor plants continually. Sterilize all cutting tools with Tri Sodium Phosphate, bleach, or by flame. Use soap & water, or disposable gloves on hands. Avoid plant to plant contact (space them) and avoid excessive handling

Control

Biological control is worth using. Phytoseilus persmilis and other predatory mites may feed on them.

Miticide sprays which control 2 spotted mite should work. It is critical that full spray coverage is achieved. Horticultural oils and insecticidal soaps may be effective, though be careful, some are phytotoxic. Repeat treatments to break overlapping lifecycles of mite populations. Regular water sprays can remove some mites.

Calum stressed that there is a lot still to learn about this virus and the role played by the false spider mite. We need to be careful in reaching conclusions, without thorough research, over a wide range of conditions. Industry groups (eg orange growers) have in the past funded research into other virus problems (industry related), which has benefitted orchid growers. At this stage little research has been done on Orchid fleck Virus.

After Calum spoke, your committee at that time entered an arrangement with Calum, to support a Post Graduate Student at the University of Tasmania, for a year, to attempt to develop a testing system for Fleck Virus.

A testing system was developed. The report presented was very lengthy (about 80 pages) and difficult to understand for a regular orchid grower. Calum produced a summary of it, and I will include it in a future magazine.

Perhaps it is time to reflect a little.

Back prior to 2012, we had not seen much Fleck Virus in member's collections.

That year two members had bad infestations of Fleck Virus. Both of those growers were extensively using foggers to keep their plants cool during an extremely hot summer. The False Spider Mite, which is a vector in spreading the virus, perishes in extreme heat. Conversely, it does not die off, if conditions are cooler than average. The past two seasons have been moderate, heat wise. Perhaps this is at least part of why we are seeing more Fleck Virus this year.

Devon Meadows Orchids – 2022 Compot Seedlings - Price : \$60 each – 10 to 12 plants

- 20GL01** (Flaming Vulcan x Laramie Joy) ‘Stars and Bars’ x Kimberley Splash ‘Teepee’ (PINK SPLASH)
- 20GL02** Dural Dream ‘Picture’ x Vanity Fair ‘Hollywood’ (PALE PINK/WHITE)
- 20GL03** Pure Origins ‘Leah’ x Purely Dreaming ‘Gosh’ (YELLOW)
- 20GL04** Green Elation ‘Scion’ x Kimberley Valley ‘Green Sensation’ (GREEN)
- JG19028** Joan’s Era ‘Liz’ x Elle Ronis (WHITE)
- JG19029** Joans Era ‘Liz’ x Sparkling Pearl ‘Amore’ (WHITE INTERMEDIATE/STANDARD)
- JG19032** Joan’s Era ‘Liz’ x Dural Dream ‘Picture’ (WHITE/PALE PINK)
- JG19042** Sparkling Pearl ‘Amore’ x Dural Dream ‘Picture’ (WHITE/PALE PINK) INTERMEDIATE/STANDARD
- JG19049** Alexandras Flame ‘Pink Impression’ x Dural Dream ‘Rody’ (PINK)
- JG19068** Dural Dream ‘Picture’ x Elisabeth Rickard ‘JG’ (PALE PINK)
- JG19083** Flaming Comet ‘Dark Matter’ x Flaming Pepper ‘Scoria’ (BURGANDY/RED)
- JG19105** Blazing Fury ‘Hades’ x Flaming Vulcan ‘Dural’ (BURGUNDY’RED)
- JG19115** Conqueso ‘Elation’ x Ovens Valley ‘Amy Eliza’ (GREEN)
- JG19156** Laramie Joy ‘Tall Gold’ x Foxfire Amber ‘Dural’ (YELLOW)
- JG19200** Flaming Amber ‘OK’ x Copper Wall ‘Copper Queen’ (ORANGE)

Contact Colin Gillespie on 0407 306 212 to place an order or for more information

This listing will be emailed to members with this month’s magazine. Photos of a typical community pot will be attached.



Beware

On warm days, flower spikes can grow quickly and lengthen by many centimetres in one day.

The buds can get caught on the flower sheath (as in the photo on the left), and get dragged downwards


If you do not peel the sheath back, some buds end up poking out almost horizontally. These buds most often go yellow and abort.

Flower spikes can kink and even break

Particularly on warm days, it is wise to check regularly for any flower spikes which have the buds caught on the sheath, and fold the sheath back as in the bottom photo.

It can happen a lot.





March 2022 Meeting

Open Division

**First
Small Standard Other colour**

Autumn Cherry

**Grown by Pauline
and Mark Hockey**



March 2022 Meeting

Second Division

**First
Intermediate Yellow**

Florida Cracker

Grown by Sylvia Jackson





Does anyone know the name of this plant

If you think you know it, please write it's name on a piece of paper, (with your name) and insert it into the box at the front of the hall at the April meeting.

There will be a prize for a member who can tell us about it.

We might get the expert member's panel to discuss it.

There is a good story about it.

The next Meetings of the
Cymbidium Orchid Club of South Australia Inc.


On Wednesday 27th April starting at 8.00pm
Beginners meet on the stage at front of hall from 7.15pm

Bring any cymbidiums in flower for judging

Paul Dipuglia, the Customer Relations Officer from Neutrog will tell us of the many new happenings at Neutrog

An expert panel will again be formed to answer any questions members may like to ask about growing their cymbidiums.

SEA more from your garden all year round.



Seamungus is a fantastic product that is suitable throughout your garden.

A garden that receives a regular feed of fertiliser through every season ensures that your plants have access to the nutrients they need, as soon as they need them.



The potent combination of ingredients in Seamungus, including three different types of kelp, along with poultry manure and humates will improve your soil and the resilience of your plants to stress.

Seamungus is available as both pellets and liquid.



Prices effective from January, 2018

ORGANIC BASED SPECIALIST FERTILISERS



Bush Tucker
An organically based fertiliser, developed for the specialised needs of Australian native plants - even the most phosphorous sensitive. **20kg bag \$30**



Gyganic
Perfect for fruit and citrus, Gyganic has been specifically developed to enhance fruit size, quality and taste. **20kg bag \$30**



Kahoona
Ideal for all acid loving plants such as Camellias, Gardenias, Azaleas and Rhododendrons. **20kg bag \$30**



Sudden Impact for Roses
Ideal for all flowering and fruiting plants - not just roses. **20kg bag \$30**
1L Bottle \$10



Strike Back for Orchids
Ideal for all the potted flowering and fruiting plants - not just orchids. **20kg bag \$30**

Strike Back for Orchids Liquid
Ideal for all potted flowering and fruiting plants - not just orchids. **1L bottle \$10**



Sudden Impact for Lawns
Ideal for new and established lawns, along with other non-flowering plants such as palms, ferns and conifers, as well as leafy vegetables and herbs. **20kg bag \$30**



Upsurge
Ideal for turf to improve soil structure and increase earthworm activity, root growth and resistance to pests and disease. **7.5kg bag \$16**

ORGANIC FERTILISERS



Bounce Back
A high quality, general purpose fertiliser, specifically formulated for the most effective and safe feeding of all your garden plants. Ideal for winter and summer application. 100% organic and ACO registered. **20kg bag \$13**



Rapid Raiser
A high quality, boosted general purpose fertiliser. The increased phosphorus level makes it ideal for planting and promotes faster, healthier and sustained growth for all plants. Particularly suitable for heavy feeding plants such as roses and citrus. 100% organic and ACO registered. **20kg bag \$15**



Blade Runner
A high quality, general purpose lawn fertiliser. Ideal for all use on all lawns, particularly new lawns and summer application of established lawns where the slow release properties help to prevent thatch build up. 100% organic and ACO registered. **15kg bag \$15**



Rocket Fuel
Specifically developed for growing healthy, organic fruit and vegetables. A portion of all retail sales go to supporting the Stephanie Alexander Kitchen Garden Foundation. 100% organic and ACO registered. **15kg bag \$13**



Cock'n'Bull
A mix of cow and chicken manure, Cock'n'Bull is ideal for conditioning the soil whilst adding nutrients. A perfect additive to any garden or vegie bed. 100% organic and ACO registered. **30L bag \$7**



Meatworks Blood'n'Bone
An all-purpose organic fertiliser manufactured from meat and bone meal. **25kg bag \$30**

BOOKS SA



From the Ground Up SA currently out of stock

VIC



NSW



ORGANIC FERTILISERS



Seamungus Pellets
Ideally suited for establishing new plants (particularly bare-rooted roses) and for use on natives. Seamungus can also be used as a plant tonic to revitalise all your plants throughout the year. 100% organic and ACO registered. **20kg bag \$20**



Seamungus Liquid
Ideally suited for establishing new plants (particularly bare-rooted roses) and for use on natives. Seamungus can also be used as a plant tonic to revitalise all your plants throughout the year. **1L bottle \$10**



Seamungus Green
The smaller crumble form makes Seamungus Green ideal for lawns and in dry conditions where more immediate breakdown is required. It can also be used as a plant tonic to revitalise all your plants throughout the year. 100% organic and ACO registered. **20kg bag \$22**



Whoffungung
Biologically activated, nutrient rich, weed free, absorbant super mulch. **20kg bale \$14**



GOGO Juice
A pro-biotic for your soil and plants, GOGO Juice provides all the benefits of applying liquid kelp, seaweed and humic acid, whilst adding beneficial bacteria to assist in breaking down the organic matter, maximising the nutrients available to your plants.



1L Concentrate \$10
2L Concentrate \$15
2L Ready to Use \$10



From the Ground Up

From the Ground Up is a complete and comprehensive, state-based garden guide for gardeners. The books utilise the recommendations of many plant experts, coupled with the fantastic knowledge and experience from our authors - Sophie Thomson (SA edition), Jane Edmondson (VIC edition) and Linda, Sandra and Graham Ross (NSW edition). **\$35 each**

• Prices include GST • Free delivery to agreed delivery points for minimum 1 tonne / pallet orders
• These prices are strictly for members only and are not to be knowingly disclosed to the general public



**Year round
fertilising for
year round
health**

Like humans and animals, plants require regular feeding throughout the year - at least once in each season.

Happy, healthy, well nourished plants are more resistant to pests, diseases, heat stress and frost.

The programs have been specifically developed by experts who rely upon optimum plant growth to earn their living.

To find the Neutrog feeding program that is right for you, log onto our website www.neutrog.com.au

Neutrog Australia Pty Ltd
288 Mine Road, Kinnaminon
South Australia 3552
T (08) 8538 3500
F (08) 8538 3522
E info@neutrog.com.au
W neutrog.com.au



Bryan Janes from Sydney, is offering a division of probably the best white standard flower available anywhere. It is the first time it will be released. It has never been cloned.

This is a great plant for showing or for breeding. Not many First Class Certificates are awarded.

This plant is growing strongly in a ten inch pot and has a big flower spike.

Offers around \$800 will be considered.

Contact Bryan on 0414 678 135 if interested





Garden City Plastics May 2022 SPECIAL

10-12 Hakkinen Road, Wingfield, SA 5013

Phone: (08) 8168 4100, Fax: (08) 8168 4199

Email: sa@gardencityplastics.com

25% Off Perlite

Available 1st May 2022 to 31st May 2022

(There may have been a price increase since your last purchase)



Neutrog are great supporters of our Club.

Please support them wherever possible and tell others about them

The Cymbidium Orchid Club of South Australia, was actively involved in developing and testing Strike Back for Orchids and endorses it's use.

GOGO Juice. The Perfect Summer Cocktail

INGREDIENTS

40ml of GOGO Juice Advanced
Biological Formula

10 litres of Water

METHOD

Empty 1 x 40 ml cap of GOGO Juice
Advanced Biological Formula into
a watering can.

Fill with 10 litres of water.

Slosh about to dilute well.

Pour over soil, lawn or pots for a
refreshing summer drink for your garden.

NEUTROG
Biological Fertilisers

Freecall 1800 65 66 44
www.neutrog.com.au



*Disclaimer, GOGO Juice Advanced Biological Formula is a probiotic for your garden, it should not be drunk.

03834

Rats and mice are active in our gardens at the moment. First Strike Rodenticide is very effective in controlling these pests.

Available from Graham Morris 0419 823 724. Call if you need some.

Packs of 10 baits \$5.00, Packs of 25 \$10.00


This new product is getting good reviews from growers everywhere who have been using it for some time. Rodents cause lots of damage if not controlled. Be prepared. Have some on hand.

Available at the Trading table at the back of the hall, on meeting nights.



Barrita Orchids

New release Cymbidiums
available online now



www.barritaorchids.com

Laboratory service available.

See the above advert in colour in an email to be sent to members who have supplied their email addresses to us


TRADING TABLE SUPPLIES

250mm Pot	\$1.20
200mm Pot	80c
180mm Pot	60c
140mm Pot	40c
100mm Pot	30c
Plastic Trays	\$2.20
(55cm x 35cm x 8cm holds six 180mm pots)	
Stakes Bundles 25	\$4.50
Twist Ties Bundle 100	\$2.00
Calcium Nitrate	\$2.50
4 Head Dropper	\$9.00
Single Head Dropper	\$4.50
Trisodium Phosphate	\$5.00 500g
	\$10.00 1kg
Virus Kits	\$7.50

For normal orders contact Tony Cummins
on 8298 5125 For stock availability

For larger orders 30 pots or under per size contact Wayne Baylis
on 0409 801 224

Any orders over 30 pots per size should be sourced by the box configuration from Garden City plastics, available to all club members in bulk contact Natasha on 8168 4100 to order.



March 2022 Meeting

Open Division

First, Miniature Other colour

Sundaani Autumn "Sunshine" 19

Grown by Pauline and mark Hockey



March 2022 Meeting

Judge's Choice

**Best in
Second Division**

dayanum

**Grown by
Cheryl Jordan**

