


CYMBIDIUM NEWS

Published by the Cymbidium Orchid Club of South Australia Inc.

<http://www.cymorchidssa.com.au> also see us on Facebook

Print Post Approved PP 100018071




Spring Show 2022

**Grand Champion
Small Standard Champion**


Lancashire Khan 'Debonaire'

Grown by Martin Azzopardi

(See Martin's story on page 5)



**Spring Show 2022
Champion of First Division
First Division Best Intermediate
Willunga Royal 'Orange Delight'
Grown by Max Kahlbaum**



Cymbidium News Volume 24 No. 8 September 2022

The New Cymbidium News is published monthly, February to November inclusive and is the Official Newsletter of the **Cymbidium Orchid Club of South Australia Inc**

Editor Graham Morris Ph 0419 823 724 email gramorris@optusnet.com.au

Patron Angus Irwin Neutrog Australia Pty Ltd

President Graham Fear Ph 0421 053 951 woodworthpark1@bigpond.com
Club Postal Address 11 Jeanes Ave, Glenelg North 5045
Secretary Greg Wallace Ph 0413 457 645 greg.wallace@angleauto.com.au
Treasurer Christine Robertson, Ph 08 8536 3948 kloval@westnet.com.au
PO Box 454, Strathalbyn 5255
Registrar of Judges Chee Ng Ph 0411 776 507 chee78@optusnet.com.au

Committee Members

Vice President, Greg Wallace 0413 457 648 greg.wallace@angleauto.com.au
Junior Vice President John Howard 0419 814 981 hijon@adam.com.au
2 year term David Fletcher 0408 507 036 dfletcher@chariot.net.au
2 year term Sue Hollands 0439 806 757 s.hollands@internode.on.net
2 year term Bill Jayne 0419 039 022 bill_julie@bigpond.com
1 year term Sylvia Jackson 0403 006 057 djackso3@bigpond.net.au
1 year term Don Wallace 0409 491 169 deedub@bigpond.net.au
1 year term Elayne Sanders 0413 522 582 neille@internode.on.net
Show Marshalls John Howard, Craig Humfrey

Life Members

Ray Brady, Moss Bray, John and Yvonne Longbottom,
Graham Morris, Dean Roesler #, Jeanne Hall #, Wayne Baylis,
Ben Knobben # Brian & Shirley Brand, Barry Bailey, Peter Aigner Muehler
indicates Deceased

Index

Spring Show Grand Champion and it's grower Mark Page 1
Spring Show First Division Champion and grower Max Pages 2
Committee details and index Page 3
President's Message Page 4
Introducing grower of Grand Champion Mark Azzopardi Page 5
A breeding surprise Page 6 and 7
Experiments with Valley Champion 'Superstar' Page 8
Spring Show photos Pages 9 to 15
August meeting single flower first prize Page 15
Where have the spots gone? Page 16
September meeting details and Neutrog Page 17
Neutrog Page 18, and 21
Breeding experiment with valley Champion 'Superstar' Page 19
Garden City Plastics special offer for next month Page 20
Neutrog, Rodenticide Page 21
Easy Orchids closing, Trading Table Page 22
Spring Show photos Pages 23 and 24

COPYRIGHT All contributions in the New Cymbidium News, which have acknowledged authors, are automatically covered by copyright. We believe that most authors would be willing to allow free use of articles for publishing elsewhere, if written approval is sought, through the Secretary of this Club.

Presidents Message September 2022

Welcome to our September issue,

No plants were shown at the August meeting because West Lakes was three days later, but there were many single flowers in the single flower competition, which was won again by Adrian Bockmann with a feathered flower (Yowie Vulcan x Flaming Vulcan).

The West Lakes show was well run by Chee and the Judges and all other helpers, with Martin Azzopardi winning **Grand Champion** with Lancashire Khan Debonaire, which won against all other plants on the night. There was some confusion about which division which Martin should be in, because of his past membership 30 years ago, and as this was the first time he had shown a plant since re-joining the club. It was decided to be fair to everybody, there would be three division winners as well as Grand Champion.

Best in open division was Amigo's Delight grown by Chee Ng.

First division was won by Max Kahlbaum with Willunga Royal 'Orange Delight'

Second division was won by –John Wainwright with (Yowie Pepper x Yowie Rose)

Best Seedling was won by John Moon with Khanebono x Lunar Blaze

The West Lakes displays and Trading Table were a great success again with three excellent displays all in a row in the corridor outside of Woolworths. The Trading Table ran exceptionally well, with sales of well over 450 plants sold, all sold by 2.00pm on the Saturday.

Special thanks again to John Howard and all the helpers on the table over the seven days and thanks to Elayne Sanders and Greg Wallace for transporting our trailer to and from West Lakes. A couple of things which could be improved. If you coming to help on the trading table, please put your name on John's list telling us when you will be there. We had times with one and two people and others with eight. Nobody knew the extras were coming. It is great that you help, but for planning purposes it would be great if we knew if and when you were coming.

There was a prize pool of over \$1200 at West Lakes. There were 8 Open division members who showed their plants, 6 First division and 5 Second division a total of 19 members out of just under a 100 total membership. We would like more of you to be part of showing your plants in future, so next year bring them along and make this year's winners earn their prizes. It is a fun thing to do, and also to be involved on the night.

We also desperately need to find a new home for our 6x4 trailer as the weather has been getting and rusting numerous things. Have you got a shed, carport, factory or garage with a spare 6x4 space? It only comes out 3 times a year, over a month and a half. The rest of the time it just sits there. Please help if you can, as we need it to happen sooner than later.

A very informative presentation was given at the August meeting by Phillip Smoult, owner of Smoult Mobile Horticultural Supplies. I would think most of us would have learn a lot from what Phillip has to say, and the selection of goods on his trading table on the night was excellent.

Our guest speaker for September meeting will be Graham Guest of Guest Orchids, who will continue on from his presentation last year on how he started in orchids. Back to judging plants this month, so bring all your plants and any single flowers in on the night.

4

I look forward to seeing you all on the 28th September
Kind Regards and stay safe and well.

Graham Fear (President)



A member not known to a lot of other members, won Grand Champion of our recent Spring Show.

I asked Martin to write a small article to introduce himself to members.

Below is a little about him and how he grows his plants. Thank you Martin for writing for me.

Martin Azzopardi

I first started growing Orchids when I was a lot younger probably in my late 20's. When I first bought one from a local store in flower and from there I was hooked. I have always loved plants so growing Cymbidiums was just an extension of that. Over the next years the collection grew and I decided to show a small number of my Orchids. On my first exhibition with the Orchid Club of SA I entered one plant named Highlight Mist 'Barrita' with two tall spikes of white flowers and it won Grand Champion of the Royal Show! A big Surprise for my first exhibit. A few years later I won again with Lake McQuarie 'Winsome' another beautiful white (1990).

After about 10 years growing Cyms, I decided to sell my Orchids as things were changing in my life. From there, I moved to Melbourne for 5 years then ended up leaving Australia to live in Europe for the last 10 years in Barcelona.

My love for Cymbidiums was still there and when i returned to Adelaide last year, I found some of my remaining Orchids in my mum's garden under a tree. I repotted them all which gave them a new start.

I bought a unit in the meantime and now grow them in a small courtyard which only gets about 4 hours of sun a day under an old metal retractable cloths line covered in shade cloth. At first I thought it wasn't enough hours of sun but the Orchids this year have produced good spikes, Lanca-shire Kahn 'Debonair' was proof of that winning me a Grand Champion at the Cymbidium Club Spring Show, with a nice tall spike of pink flowers.

So that's it in a nutshell.

Martin Azzopardi



The trading table from the Spring Show at West Lakes (in colour on line)

A breeding surprise – Hard to understand

This season a batch of seedlings which I hybridised, started flowering for the first time. The parents are Spotted Madam ‘Issa’ crossed with Mem Amelia Earhart No.6.

Spotted Madam ‘Issa’ is a boldly spotted intermediate sized flower, which received an Award of Distinction from our club, when it first flowered in 2016. It is different to any other orchid that I have seen. It’s photo is on page 16. It is a diploid. The other parent is Mem Amelia Earhart No.6. This is an orange intermediate, with a bold red lip. Other Mem Amelia Earhart clones have been used in very successful hybridising programs. Interesting, the original mating to produce Mem Amelia Earhart (Hazel Tyers x devonianum), was triploid, so should not have bred. Hazel Tyers is a famous tetraploid, which has parented many famous clones, including Valley Splash and Anna Szabo. The miniature species cymbidium devonianum used originally, was a diploid. However a few of the progeny were found to breed readily (probably chance tetraploids), including Mem Amelia Earhart ‘Royale’, which the late Kevin Hipkins from Royale Orchids used very successfully for a number of crossings, including Last Flight.

Mem Amalia Earhart was later reproduced, this time using a converted tetraploid form of devonianum, to give genuine tetraploid forms. I was fortunate to purchase a community pot (12 small single growth plants) of the tetraploid repeat crossing. They were excellent growers, and all flowered in two years from purchase. They were growing in 15cm pots, and all plants were single bulb plants, with the bulbs about the size of a walnut. They were all naturally decorative spiking, and most had about 12 flowers per spike, on first flowering. I kept four of them, and easily sold the remainder to budding hybridisers.

I did the crossing Spotted Madam ‘Issa’ crossed with Mem Amelia Earhart No.6, hoping to get some spotted, decoratively spiking miniatures and intermediates. I did reason that the spots might not come through reliably and in high percentages, as the tetraploid Mem Amelia Earhart ‘No.6’ would probably dominate over the diploid Spotted Madam ‘Issa’.

They started flowering this season, and I showed the first one at our Spring Show, at West Lakes. A big surprise was the stripes which dominated the flowers. It won Champion miniature seedling, but received lots of attention and comments, due to it’s unusual markings. At the time I thought that it could be just a bit unusual to get stripes from a parent with spots. I was expecting spots from the further ones which I had in spike, but flowering a week or two after the first one. Surprise, surprise, the next ones all flowered with stripes, similar to the one I showed at West Lakes. I took five of them to the Cymbidium Orchid Society of Victoria show in Melbourne in early September. They won a number of prizes at that show, and generated a lot of interest.

How is it that stripes came from breeding with a plant with spots?

Further to this, I mated Spotted Madam ‘Issa’ with a highly spotted diploid plant,

Pepperpuss 'Lavender Falls'. Both of these parents are diploids.. The first one has just flowered, and it is also striped, not spotted. I have more in bud, which should open in coming weeks. The buds on all of them show stripes on the buds, not spots.

I cannot understand why this has happened.

It will be interesting to see what the rest of the seedlings are like, when more flower next season. I welcome comments on how this has happened.

I have kept most of these plants, intending to flower them all. However, I did give one to a customer who regularly buys plants from me. His is flowering for the first time this season. He reports to me that it is a small one bulb plant, with 2 flower spikes. Still just in bud, but one of the spikes has 28 flowers.



Spotted Madam 'Issa' (above) X
Pepperpuss 'Lavender Falls' (below)

The first flowering seedling at right No spots



See these photos in colour on line

Experiments with Valley Champion ‘Superstar’

Many growers will have seen Valley Champion ‘Superstar’ in flower and wanted a piece of the plant.

It is beautifully and unusually feathered. I believe it is one of the most beautiful and eye-catching plants anywhere. In early times it commanded extremely high prices, when first offered for sale on eBay. It came from a mutation of a Valley Orchids plant, V1056, Valley Champion ‘Prolific’. The story of ‘Superstar’ was published in the summer edition 2013 of the Australian Cymbidium Scene. The proprietor of Pioneer Orchid Farm, Brenton McGee explained that he purchased several flasks of Valley Olympic ‘Prolific’ (originally proposed to be named Valley Track ‘Prolific’, but never registered as such), and one flowered with two-toned orchid blooms. He flowered it for five years, always with the same two-toned markings to the flowers, before offering it for sale via eBay.

A friend of mine showed it to me, and we thought it worthwhile to test if it might be a stable mutation, and whether it might breed with the feathered markings coming through to its progeny. We cloned it, also made one crossing with it. The crossing was Helen Tangcay ‘Passion’ crossed with Valley Champion ‘Superstar’. Helen Tangcay is a lovely soft pink standard, imported from the USA. Last year one seedling flowered. It was really disappointing (dirty pink/brown colour) and was culled. This year I have flowered a number of them. Most show no signs of feathering. Most are pretty pinks, but none so far are outstanding. One shows a little feathering, but is otherwise disappointing, other than it has flowered with two nice spikes first time.

The clones of Valley Champion ‘Superstar’ started flowering this season. None have flowered with any significant feathering. All look quite similar to the original Valley Champion ‘Prolific’ I was hoping that it would breed progeny with feathering, and hopefully clone truly. Sadly it was not to be.

There is another instance where a feathered plant was cloned. Winter Fire ‘Splash’ was cloned, and a very small number of plants flowered like it was hoped they would. Most changed and we called them Winter Fire ‘Frosty’. Pretty but not what we wanted. We flowered a few thousand clones from Winter Fire ‘Splash’ and only got a handful of clones flowering like Winter Fire ‘Splash’. One of the flowered normally (splashed) most of the time, but would occasionally flower without the splashes.

A couple of other plants worth discussing are pelorics, that is they mutate during the cloning process, and lip markings appear on some of the petals. We have seen a few examples of pelorics, being cloned with varying success.

Rothsay ‘Butterfly’ is a well-known mutation, which sometimes almost flowers as a peloric. It most often does not flower with a pollen cap. I even had one which flowered as a peloric last year, but this year flowered as a plain brown flower. No peloric markings.

Peppers Fire ‘Fiesta’, another peloric which did flower correctly after cloning, produced a mutation Peppers Fire ‘Carnival’. When cloned Carnival reverted to a plain dark pink flower. No peloric markings. There is one known plant which flowered peloric from many hundred of the clones flowered.

A peloric which is quite reliable, and flowers with peloric markings after being cloned, is Strathdon ‘Cooksbridge Fantasy’. Some people think pelorics are generally freaky, and ugly. I think that Strathdon ‘Cooksbridge Fantasy’ is really pretty, certainly not freaky. As a bonus for any budding hybridisers, it does breed pelorics in smallish percentages.

I guess that flowering splash petalled and pelorics can be a bit hit and miss, and often disappointing. It does justify the high prices being asked for many of them.



**From left
Superstar
Prolific
Typical
clone of
Superstar
In colour
On line**



Spring Show 2022
Champion Intermediate, Intermediate Seedling, Best in Show
Khanebono x Lunar Blaze Grown by John Moon



Spring Show 2022
Champion Miniature
Champion Specimen
Jacinta's Pride "Joyous"
Grown by Shane Moeller




Spring Show 2022

**Large Standard
Seedling**

Best in Show

**All on Red
X
Apache Blaze**

**Grown by
John Moon**



Spring Show 2022

Small Standard Seedling Best in Show

Golden Fox x Kimberley Splash

Grown by Chee Ng





**Spring Show 2022 Miniature Seedling Best in Show
(Spotted Madam x Mem Amelia Earhart) JoJo
Grown by Graham Morris**



Spring Show 2022

**First Division
Best
Large Standard**

**(Valley Splash x
Red Beauty)
X
Flaming Magic**

**Grown by
Laurie and
Sue Carter**





Spring Show 2022

First Division

**Best Small
Standard**

**Coraki Glowing
'Kentlyn'**

**Grown by
Graham Fear**




Spring Show 2022

First Division

Best Miniature

**Gentle Touch
'Bon Bon'**

**Grown by
John Howard**





Spring Show 2022
Best
Small Standard Seedling

(Wyel Gold x
Kelly's Winter)
X
Willunga Royal

Grown by
Max Kahlbaum



Spring Show 2022
First Division
First Large Standard Novelty
Death Wish 'Speckled Spectre'
Grown by Bill Jayne





**Spring Show 2022
Second Division
Best Intermediate
Unknown Grown by David Fletcher**



**Spring Show 2022
Second Division
Best Miniature
Warringa Claret 'Kelly Lee'
Grown by
Susan and Gary Hollands**





**Spring Show 2022
Second Division
First Prize Small Standard Brown / Orange
Copper Wall x Appache Flame
Grown by Francis and Janet Ling**



**August meeting 2022
Single flower
Best by popular vote
(Yowie Vulcan x
Flaming Vulcan)
Grown by
Adrian Bockmann**



Spotted Madam 'Issa' x Mem Amelia



These are the first six plants of Spotted Madam x Mem Amelia Earhart to flower



Where have the spots gone?



Where have the stripes come from?




The next Meetings of the
Cymbidium Orchid Club of South Australia Inc.

On Wednesday 28th September 2022, starting at 8.00pm
Beginners meet on the stage at front of hall from 7.15pm

Bring your flowering plants for judging. Single flower competition is still on.

Graham Guest from Guest Orchids
will continue on from his presentation last year on how he started in orchids.
Expect to see some quality new plants shown, some from the renowned
hybridiser Andy Easton, based in Columbia

SEA more from your garden all year round.



Seamungus is a fantastic product that is suitable throughout your garden.

A garden that receives a regular feed of fertiliser through every season ensures that your plants have access to the nutrients they need, as soon as they need them.



The potent combination of ingredients in Seamungus, including three different types of kelp, along with poultry manure and humates will improve your soil and the resilience of your plants to stress.

Seamungus is available as both pellets and liquid.





Valley Champion 'Superstar' x Helen Tangcay 'Passion' (above)

Produced the four first flowering seedlings below

Only a hint of feathering visible in the bottom right flower

Lips have all been good, thanks to the influence of Hazel Tyers in the breeding backgrounds





Garden City Plastics SPECIAL

October 2022

10-12 Hakkinen Road, Wingfield, SA 5013

Phone: (08) 8168 4100, Fax: (08) 8168 4199

Email: sa@gardencityplastics.com

30% Off Orchiata Bark

Available 1st October to 31st October 2022



Neutrog are great supporters of our Club.

Please support them wherever possible and tell others about them

The Cymbidium Orchid Club of South Australia, was actively involved in developing and testing Strike Back for Orchids and endorses it's use.



Spring into Action with Sudden Impact for Lawns + POPUL8!

Sudden Impact for Lawns now comes coated with Neutrog's highly anticipated advanced biological POPUL8!

Sudden Impact for Lawns + POPUL8 is a dual-purpose product designed to both stimulate growth and simultaneously fight pathogenic disease on all types of lawns, hedges, and trees.

The balance of nutrients and microbes is the secret to the success of Sudden Impact for Lawns + POPUL8. The ratio of nitrogen and potassium is ideal for promoting growth, the levels of iron and magnesium have been boosted and the 240+ microbes in POPUL8 help with nutrient liberation, disease suppression and growth promotion.

For more information, head into your local garden centre or nursery.

Neutrog Australia Pty Ltd Free call 1800 65 66 44 neutrog.com.au



Rats and mice are active in our gardens at the moment. First Strike Rodenticide is very effective in controlling these pests.

Available from Graham Morris 0419 823 724. Call if you need some.

Packs of 10 baits \$5.00, Packs of 25 \$10.00

This new product is getting good reviews from growers everywhere who have been using it for some time. Rodents cause lots of damage if not controlled. Be prepared. Have some on hand.

Available at the Trading table at the back of the hall, on meeting nights.

Easy Orchids (Glen Heylen)
A huge commercial pot plant nursery
located at Penfield, S.A.
is closing down at
the end of this season

There could be some special plants and
equipment available as closing nears

We will notify you what is happening

TRADING TABLE SUPPLIES

250mm Pot			\$1.20	
200mm Pot			80c	
180mm Pot			60c	
140mm Pot			40c	
100mm Pot			30c	
Plastic Trays	\$2.20	(55cm x 35cm x 8cm holds six 180mm pots)		
Stakes Bundles 3ft (25)			\$4.50	
Stake Bundles 4ft (25)			\$6.00	
Twist Ties Bundle (100)			\$2.00	
Calcium Nitrate			\$2.50	
Yo Yo's			\$2.00	
Single Head Fogger Dropper			\$4.50	
Trisodium Phosphate (sterilizer)		(500g)	\$5.00	\$10.00 (1kg)
Virus Kits			\$7.50	
Linuron Hericide (100g)			\$10.00	
Plastic Labels (25)			\$2.00	

For normal orders contact Tony Cummins on 8298 5125, for stock availability

For larger orders 30 pots or under per size, contact Wayne Baylis, on 0409 801 224

Any orders over 30 pots per size should be sourced by the box configuration from Garden City Plastics,

Available to all club members in bulk,

Contact Natasha on 8168 4100 to order.



Spring Show 2022


**Champion of Second
Division**

**Second Division
Best Large standard**

**Second Division
First Prize
Large Standard Red**

Yowie Pepper x₂Yowie Rose

Grown by John Wainwright



Spring Show 2022

**Champion of Open Division
Open Division Best Small Standard**

Amigo's Delight

Grown by Chee Ng