


CYMBIDIUM NEWS

Published by the Cymbidium Orchid Club of South Australia Inc.

<http://www.cymorchidssa.com.au> also see us on **Facebook**

Print Post Approved PP 100018071



October meeting

**Best Overall
Best in Open Division
First Miniature Pink**

Doo Wop 'Ringwood'

Grown by Chee Ng





October meeting

**Best in First Division
First Miniature Polychrome**

**Dry Devon
Breeding (Dryad x devonianum)**

Grown by George Misirlis

Cymbidium News Volume 21 No. 10 Novemberber 2019

The New Cymbidium News is published monthly, February to November inclusive and is the Official Newsletter of the **Cymbidium Orchid Club of South Australia Inc**

Editor Graham Morris Ph 0419 823 724 email gramorris@optusnet.com.au

	Patron	Angus Irwin	Neutrog Australia Pty Ltd
President	Graham Fear	Ph 0421 053 951	woodworthpark1@bigpond.com
Club Postal Address		11 Jeanes Ave, Glenelg North	5045
Secretary	Greg Wallace	Ph 0413 457 645	wallacegr@stgeorge.com.au
Treasurer	Christine Robertson,	Ph 08 8536 3948	kloval@westnet.com.au
		PO Box 454, Strathalbyn	5255
Registrar of Judges	Ben Knobben	Ph 08 8356 0215	bcknob@adam.com.au
Assistant Registrar	Chee Ng	Ph 0411 776 507	chee78@optusnet.com.au
Immed. Past Pres.	Des Bettcher	Ph 0466 797 485	kangas53@hotmail.com

Committee Members

Vice President,	Barry Bailey	0428 847 042	barrybailey2@bigpond.com
Junior Vice President	Peter Aigner Muehler	0422 483 567	marpetam7@bigpond.com
1 year term	Max Kahlbaum	08 8356 9625	maxkahl39@gmail.com
1 year term	Adrian Bockman	0439 8803 261	ajbocky@yahoo.com.au
1 year term	Sue Hollands	0439 806 757	s.hollands@internode.on.net
2 year term	Don Wallace	0409 491 169	deedub@bigpond.net.au
2 year term	Ben Knobben	08 8356 0215	bcknob@adam.com.au
2 year term	Elayne Sanders	0413 522 582	neille@internode.on.net
Show Marshalls (MP)	Peter Aigner Muehler, Roger Long, John Howard and Rod Philp		
Show Marshalls (WL)	Wayne Baylis and helpers.		

Life Members

Ray Brady,	Moss Bray,	John Longbottom,	Yvonne Longbottom,
Graham Morris,	Dean Roesler #,	Jeanne Hall #,	Wayne Baylis,
Ben Knobben	Brian & Shirley Brand,		
	# indicates Deceased		

Index

September meeting photographs of showbench winners	Page 1, 2, 11 to 14 and 23 & 24
Committee details & Index	Page 3
President's Message	Page 4
Neutrog Order deleivery and foggers for sale	Page 5
October meeting showbench results & plant descriptions	Page 6 and 7
Garden City Plastics Special offer for December to February	Page 8
Hints for beginners	Pages 9 and 10
Interstate Cymbidium Clubs, Facebook information,	Page 15
Neutrog	Pages 16, 18 and 22
Pauline's laboratory Service, Trading table details	Page 17
November Meeting Agenda	Page 19
Photos for hints for beginners from pages 9 and 10	Pages 20 and 21

COPYRIGHT All contributions in the New Cymbidium News, which have acknowledged authors, are automatically covered by copyright. We believe that most authors would be willing to allow free use of articles for publishing elsewhere, if written approval is sought, through the Secretary of this Club.



**President
Graham Fear**

Welcome to our November issue,

As was the case with the September meeting, there were some nice plants shown at the October meeting. Well done to Chee Ng, for plant of the night, Doo Wop 'Ringwood'.

The October meeting saw some great photos of plants shown at both the Dural and Victorian Cymbidium Club shows. Many thanks to Bill Jayne for taking the photos at Dural, and to him and Barry Bailey for their presentation.

Thanks also to Terry Poulton for supplying us with the photos of the Victorian show and to Graham and Sue for presenting them.

For all of you who are coming to the dinner at this month's meeting, and have not paid yet, please make sure you pay Christine when you arrive. Water and soft drinks will be supplied by the club, and dinner starts at 7.00pm.

Our normal meeting and our guest speaker Scott Barrie will commence at 8.30pm with a small supper at the end of the meeting for those members not attending the dinner.

Welcome to all our new members and well done to the group of members who have been promoted to First Division from Second Division. Their names appear on page 10 of this issue.

It's been a great year for the club and I hope all of you have enjoyed the entertainment and shows that we have been able to present this year. Although it is getting harder to find guest speakers, we have been able to overcome this with everybody's help and understanding.

Many thanks to everybody that has helped this year. Your committee has been outstanding in the work they all do to help you, the club members. Moss and Rosemary for looking after all of our seedlings that we use for prizes. Without their help, it just would not happen.

Our two show marshals for their tireless work before and during the shows. Peter for bringing the supper each month, and all of you that have served supper to us during the year, a great big thank you.

Graham for all the things he does with the beginner's class, magazine, storing the Neutrog products and all the others bits and pieces, also Tony for running the trading table and anybody else who has helped out during the year. The club thanks you very much.

This is the last meeting and magazine for the year, and I look forward to seeing you all at the February meeting. If you know of any of your friends who would like to join us next year, please bring them along in February and we will make them very welcome. If anybody is interested in helping us out on committee next year, please give me a call and we would welcome your help with open arms. It is only one night a month over ten months, so nothing too strenuous. Please let me know if you are at all interested.

I would like to wish you and your families a very merry Christmas and a happy New Year and stay safe and well over the holiday period

I look forward to seeing you all on the 27th of February.

Kind Regards

Graham Fear

President

Neutrog Order news

There are a number of members who ordered Neutrog products a month or two ago. A lot was bought to last month's meeting, but there are some members who have not collected their order yet.

Additionally the lawn fertilizer is now available.

I can bring most of it to the November meeting

The following members have orders to collect

Glen Stearnes also Pauline and Kevin McLean

The following have lawn fertilizer to collect

George Misirlis, Peter Haltis, Elayne Sanders, Shane Moeller,

Chee Ng and Diana Reid

I will bring it all to the November meeting, but please contact me if you are NOT able to attend to collect it. I hate loading it, and having to bring it back home again. Graham Morris 0419 823 724

If anyone is interested in some seedlings from the species cymbidium dayanum, please contact Helmuth Gerber. He has a seed pod ready to sow, and is prepared to have members share plants from it.

Foggers for sale. See page 21 for photograph

The club has purchased a small number of foggers for members to purchase. Foggers can cool a shadehouse considerably in extreme heat conditions and prevent heat damage to your plants. They are somewhat difficult to purchase commercially, as a large minimum number of units has been required to be ordered.

They are available from our treasurer or trading table in packs of 5 foggers. Cost is \$15 for the five.

They are attached to 12mm poly pipe via a barb in the fogger. Each fogger produces a very fine mist and cools the area and provides a much needed humidity boost. They use approximately 5 litres of water per hour, depending on your water pressure. Operating them for even a few minutes each hour helps the plants in hot conditions. They are very easy to install, and are best automatically operated by a timer or thermostat.

October Meeting Showbench results

Class	Category	Prize
Judge's Choice	Best Overall	
Judge's Choice	Best in Open Division	
Judge's Choice	Best in First Division	
Judge's Choice	Best in Second Division	
Judge's Choice	Best Small Standard Seedling	
Judge's Choice	Best Miniature Seedling	
Judge's Choice	Best Specimen	
Open Division	Small Standard Other Colour	1st
Open Division	Intermediate Other Colour	1st
Open Division	Miniature Pink	1st
Open Division	Miniature Green	1st
Open Division	Miniature Brown	1st
Open Division	Miniature Brown	2nd
Open Division	Miniature Other Colour	1st
Open Division	Miniature Other Colour	2nd
First Division	Miniature Polychrome	1st
Second Division	Small Standard Pink	1st
Second Division	Small Standard Green	1st
Second Division	Intermediate Cream	1st
Second Division	Miniature Pink	1st
Second Division	Miniature Red	1st
Second Division	Miniature Yellow	1st
Second Division	Miniature Other Colour	1st
Second Division	Miniature Other Colour	2nd
Second Division	Miniature Other Colour	3rd

October Meeting Major Prize Winning plant descriptions

Best Overall and Best in Open Division Doo Wop 'Ringwood' Grown by Chee Ng

This was an Intermediate size pink, with 2 bulbs, one lead and one cascading flower spike with 22 flowers of lovely shape. It had a strikingly beautiful lip, with wine red spotting markings. It was growing in a 150mm (6 inch) pot

Best in First Division Dry Devon Grown by George Misirlis

This is a mating of a very early standard (Dryad) and the late flowering species devonianum. The flowers were perky, star shaped blooms, showing colour characteristics from the Dryad (parishii x insigne). There were five pendulous flower spikes, with well arranged blooms on each stem. It was well grown in a 150mm pot.

Best in Second Division Radiant Ruby 'Aussie Gem' Grown by Peter Haltis

Growing in a 200mm pot, with 3-4 back bulbs and 3-4 green bulbs and two flower spikes. The flowers were extremely dark red (almost black), with 27 flowers per spike. Potting mix was a combination of bark and perlite

Plant Name	Exhibitor
Doo Wop 'Ringwood'	Chee Ng
Doo Wop 'Ringwood'	Chee Ng
Dry Devon	George Misirlis
Radiant Ruby 'Aussie Gem'	Peter Haltis
Wallacia x Foxfire Amber	Chee Ng
Devon Shell x Memoria Amelia Earhart	Michael Willoughby & Oui Ju
Memoria Amelia Earhart 'Stasia'	Michael Willoughby & Oui Ju
Wallacia x Foxfire Amber	Chee Ng
Memoria Amelia Earhart 'Stasia'	Michael Willoughby & Oui Ju
Doo Wop 'Ringwood'	Chee Ng
Canal Parish	Peter & Marilyn Aigner-Muehler
Black Forest x Devon Railway	Chee Ng
Midnight Muffet x canaliculatum	Helmuth Gerber
Devon Shell x Memoria Amelia Earhart 'Genesis 3'	Michael Willoughby & Oui Ju
Mad Irishman x Wallacia	Chee Ng
Dry Devon	George Misirlis
Regal Princess 'Caitlin'	Laurie and Sue Carter
Icho Tower x Karen	Laurie and Sue Carter
Koushu Current 'N.H.'	Laurie and Sue Carter
Maluka 'Pink Martini'	Laurie and Sue Carter
Radiant Ruby 'Aussie Gem'	Peter Haltis
Sarah Jean 'Yellow'	Laurie and Sue Carter
Fatal Beauty 'Australian Beauty'	Laurie and Sue Carter
Koala 'Cutie'	Laurie and Sue Carter
[(John John Fry x Jill) x Miss Muffet]	Laurie and Sue Carter

The Annual General Meting of the Cymbidium Orchid Club of South Australia will take place on Wednesday 27th February 2020, starting at 8.00pm.

The February General Meeting will commence after the AGM is closed.

All elected positions, except for 3 committee positions elected for 2 years in February 2019, will be vacated at that time. Elections will occur to fill all other positions. Nominations for positions on committee for year 2020 should be given to the Secretary, prior to the commencement of the February meeting.

7

Please contact our President, Graham Fear if you have any questions, or if you wish to find out more about what is expected of committee members.



GCP December 2019, January & February 2020 SPECIAL

10-12 Hakkinen Road
Wingfield, SA 5013

Phone: (08) 8168 4100

Fax: (08) 8168 4199

Email: sa@gardencityplastics.com

20% Off Dramm Watering equipment for December, January and February 2019/20



DRAMM WAND SET

Prices last time on special . (May have increased a little now)

16" wand set - \$37.49 - 20% = \$29.99 + gst = \$32.99

30" wand set - \$43.48 - 20% = \$34.78+ gst = \$38.26

9 position revolver sprayer- \$23.19 - 20% = \$18.55+ gst = \$20.41

Helpful hints for beginners. The topic discussed at the October Beginners Group meeting.

Refer to photographs on pages 20 and 21

1. To get good results, a well located and built shadehouse will give best results. Under a tree or a pergola will often suffice but with a lot more problems than a good shadehouse.
2. Locate the shadehouse where it gets good sunlight for as many hours as possible. Trees and buildings often shade them in suburban areas. If unable to position it so it gets full sun all day, morning sun is considered more important than afternoon sunshine.
3. Black 50% shadecloth is commonly used with good results. Pale coloured can let more light to plants, but more burning in extremely hot conditions often happens with pale colours. Consider having an extra piece of shadecloth to cover the roof in extreme heat conditions.
4. The shadehouse frame can be anything which holds the shadecloth in position. Steel water pipe or lightweight tubing connected with Downee fittings is an easy way to make a frame. Some growers make a frame with permapine logs. Try to make it that animals cannot enter the shadehouse. Blackbirds are often a particular problem. A wide door is helpful when moving large plants (in flower)
5. A good supplier of shadecloth is J A Grigson Trading, at Lonsdale. They have 3.66 metre rolls, 50 metres long for a little over \$300, which is much cheaper than buying smaller quantities elsewhere. Consider sharing a roll with another grower.
6. It is easy to clip shadecloth to wires over the shadehouse frame, using netting clips made by Whites. Most hardware stores have the Netting Clips and a special plier, priced quite cheaply
7. Many growers have their plants on stands. There are literally dozens of materials which can be used successfully. Be aware that in strong winds, plants on stands may blow over. Some growers firmly attach empty pots to the stand, and place flowering plants in their pots, inside the empty pot. It is acceptable to sit plants on the floor of the shadehouse.
8. The floor of any shadehouse is best covered with a material which holds water, then adds moisture to the air (humidity) after watering is finished. Many growers place weedmat or plastic sheeting on the floor, then cover it with 3 to 5 centimetres of gravel or sawdust. Plastic on the floor can be a problem if the shadehouse floor doesn't slope, and water pools on the floor. Weedmat lets water through it. Sawdust needs to be replaced after a year or two, so small size gravel is most often used. Babies tears groundcover grows well under benches and can help improve the humidity, and help prevent weeds germinating
9. An efficient automatic watering system is a huge advantage to help get success. Well placed sprinklers which provide even watering over the whole floor area are necessary, but often hard to achieve. Space the sprinklers so that there is considerable overlap of the individual sprinkler coverage. Two or three separate sprinkler systems, one perhaps attached to the roof structure, can achieve good coverage and helps avoid dry spots. A relatively new sprinkler head, called a wobbler (or other trade names), are very efficient and gives relatively even water coverage.
10. The controller for the watering system could be a simple tap timer, or a good control system, controlling several solenoid valves (electrically controlled valves). Tap timers can be attached to a tap, and programmed to turn on and off automatically. They can be purchased from about thirty dollars. A really good automatic system controlling six to ten solenoid valves can be set up for the price of a handful of good plants. Solenoid valves can be purchased for about \$30 each, and a 6 station controller can be purchased from about \$70. A well set up and programmed watering system is a great asset and saves one from messing about when weather conditions change. With an automatic system, plants can be reliably watered at the best times for your plants, and when you are not there to turn taps on (holidays, during the night etc)

10. To supply the water to a shadehouse, it is best to connect to an existing water pipe, and feed the solenoid valves with piping which will not restrict the water flow and cause pressure drop, which makes many sprinklers perform poorly. Plastic water pipe branded Blueline, is extremely easy to install. It can be easily cut to length and Blueline connectors (elbows, tees and taps) are readily and cheaply available at most good hardware stores and plumbing supplies. They are easy to screw together, and if installed correctly, rarely leak. It is easy to connect more pipes if the need arises.
11. A selection of small hand sprayers, with insecticides and herbicides (weedkillers) located within easy reach is a great way to control pests and weeds.
12. A convenient tap or two placed within the shadehouse makes hand watering easy, and eliminates having to drag long hoses through the plants (usually knocking them down)
13. Purchase an EC meter (EC stands for Electrical Conductivity), to test the strength of the fertilizer you are applying to your plants. They can be purchased on eBay for less than \$50. Many fertilizers applied at the manufacturer's recommendations are too strong, and not good for your plants. With an EC meter you can check the strength of the fertilizer you are applying to your plants. Aim to apply fertilizer no more concentrated than 1000 parts per million (ppm). Adelaide water has a lot of salts in it. It regularly reads 400 to 700 ppm (depends on the time of year), so only an extra 300 to 600 ppm of good fertilizer can be added before the 1000 ppm limit is reached.
14. Apply snail bait **year round**. Don't let snail populations build up before early winter, before applying bait. Also be on the lookout for rats and mice. They can eat developing flower spikes, flowers, and even the green bulbs. It is wise to have rodent baits available at all times. Rats and mice are present at most times, in most gardens (they come from your neighbour's property, not yours). There are some new generation rodenticides available, which are more effective than older types. These are also much less likely to harm animals, unless they eat very large quantities of the bait.
15. Consider growing some seedlings. The good ones will be the future champions when they mature. Choose them wisely. Some will be sub standard. Get lucky and get some good ones, and you could win a major prize at a show.
16. Plan an area away from wind, rain and pests, to house plants when flower spikes are nearing opening. Flowering plants in the open environment are often damaged, and flowers can easily develop ugly markings and spots. A protected area for your flowering plants is necessary if you are to be successful on the showbench.

These notes are just a few hints to assist newcomers to our hobby. There will be many points which you may not fully understand or appreciate. Please feel free to call me, or talk to other experienced growers for more information. We will discuss these hints, and more, at future beginner's group meetings. Hopefully many more experienced growers will get some ideas to follow up on if they read this article. Graham Morris 0419 823 724

Congratulation to the following Second Division members who have been promoted to First Division after a wonderful year of showing their plants

Sue & Laurie Carter,
Adrian Bockman,

Roger Long,
Peter Haltis,

Graham Fear,

Well done to all of them



Best Specimen
Mem Amelia Earhart 'Stasia'
Grown by M Willoughby & Oui Ju

Best Miniature Seedling
Devon Shell x Mem Amelia Earhart
Grown by M Willoughby & Oui Ju



Open Division

Best Miniature Brown

Black Forest x Devon Railway

Grown by Chee Ng




Open Division
First Miniature Other Colour
Mad Irishman x Wallacia
Grown by Chee Ng



Second Division
First Miniature Other Colour
Fatal Beauty 'Australian Beauty'
Grown by Laurie & Sue Carter



Second Division
Third Miniature Other Colour
(John John Fry x Jill) x Miss Muffett
Grown by Laurie & Sue Carter



Second Division

First Small Standard Pink

Regal Princess 'Caitlin'

**Grown by
Laurie & Sue Carter**





Second Division
First—Small Standard Green
Icho Tower x Karen
Grown by Laurie & Sue Carter



Second Division
First Miniature Yellow
Sarah Jean ‘Yellow’
Grown by Laurie & Sue Carter

Interstate Cymbidium Clubs

Cymbidium Club of Australia (NSW)

Secretary Mrs Judith Brooks Ph 02 9773 9197 email jahamilton.17@btinternet.com **Web-site** ccansw.com.au **Facebook** cymbidiumclubofaustralia

Meetings are on the second Thursday, March to November

Cymbidium Orchid Society of Victoria

Secretary Julie Forrest Ph 0417 339026

email efo28308@bigpond.net.au.

Website cosv.com.au Meetings Second Tuesday February to December

Cymbidium Orchid Club of Western Australia

Secretary Helen Stretch Ph 08 9362 4120 email hstretch2007@bigpond.com

Website cymbidiumorchidclubwa.com.au Meetings third Monday Feb. to Nov.

For details of other South Australian Orchid Clubs, refer to our Web Site cymorchidssa.com.au

Our “Cymbidium Orchid Club of South Australia” Facebook site is receiving well over 1000 views per posting, from growers all around the world. Plants shown at our meetings are posted, and we try to add some interesting articles, which often cannot be published in this magazine. Try to look in on us and support the site (please).

Refer also to our Cymbidium Orchid Club of South Australia Website
cymorchidssa.com.au

Bags of TriSodium Phosphate are now available from the trading table (for sterilizing cutting tools etc). One Kilogram bag \$10, 500 grams \$5.00. Larger bags are available on request. Note, these prices are much cheaper than you can get privately.

There will be some First Strike roedenticide bait available from the trading table this month.

Packs of 10 baits \$5.00, Packs of 25 \$10

This new product is getting good reviews from growers interstate who have been using it for some time.

15

One senior member of the club reported to us that this product worked extremely well, while other baits were not taken by the rodents when he was experiencing major problems with rats and mice attacking his plants.

The best summer recipe for your plants



Whoflungdung Super Mulch. A biologically activated, nutrient rich, weed free, absorbent super mulch that introduces a wide diversity of beneficial bacteria to the soil.

GOGO Juice is teeming with beneficial microbiology and is essentially a pro-biotic for your soil and plants.



Year round fertilising for year round health

Like humans and animals, plants require regular feeding throughout the year – at least once in each season. Happy, healthy, well nourished plants are more resistant to pests, diseases, heat stress and frost.

NEUTROG®

Biological Fertilisers

www.neutrog.com.au

PAULINE'S LABORATORY SERVICE

FOR ALL ASPECT OF CYMBIDIUM
TISSUE CULTURE

CONTACT PAULINE OR KEV McLEAN

PHONE...(08) 8386 0430

POSTAL ADDRESS...13 WENTWORTH ST.
MOANA
S.A. 5169

EMAIL....kevin.mclean3@bigpond.com

TRADING TABLE SUPPLIES

250mm Pot	\$1.30
200mm Pot	.80c
180mm Pot	.60c
140mm Pot	.50c
Stakes Bundle 25	\$4.50
Twist Ties Bundle 100	\$2.00
Labels Bundle 25	\$3.00
Calcium Nitrate	\$2.50
4 Head Dropper	\$9.00
Single Head Dropper	\$4.50
Trisodium Phosphate	\$5.00 per 500g, \$10 per Kg

Larger bags available but pre ordering is required.

Please phone Wayne Baylis to order

Home 08 8235 0340, Mobile 0417 887 431

(Best time to call is early evening on home number)


Neutrog are great supporters of our Club.

Please support them wherever possible and tell others about them

The Cymbidium Orchid Club of South Australia, was actively involved in developing and testing Strike Back for Orchids and endorses it's use.

Feed & protect **NOW** for a headstart in... **Spring!**

Seamungus rejuvenates soils, boosts plant health, increases root development, strengthens extreme temperature resistance and is ideal for establishing new and bare-rooted plants ... all year round



Whoflungdung Super Mulch

A biologically activated, nutrient rich, weed free, absorbent, super mulch that introduces a wide diversity of beneficial bacteria to the soil.



**Year round
fertilising for
year round
health**



NEUTROG®
Biological Fertilisers

**.The next Meeting of the
Cymbidium Orchid Club of South Australia Inc.**

will be held on

**Wednesday 27th November 2019
at the**

Burnside Community Centre, 401 Greenhill Road, Tasmore, SA

**Meetings are held on the 4th Wednesday of each month,
February to November**

Program - November 2019 Meeting

- 6.30pm** Hall is open. Helpers required to assist setting up seating for the dinner
Sorry, No Beginner's Group this month due to Christmas Dinner.
Suggest that Beginners share one or two tables for dinner.
- 7.00pm** Please be seated for Christmas Dinner
- 8.30pm** November meeting commences. Scott Barrie from Baritta Or-
chids in Sydney, will address the meeting. He is sure to show us some
fabulous photos of plants he has bred, and is growing in his huge
commercial nursery.
- 9.15pm** Judges will comment on the plants bought in for judging.
- 9.30pm** A special Christmas friend is likely to make an appearance
- 9.45pm** Meeting closes and a light supper will be served. Chat with fellow
members.

The next meeting is on Wednesday 27th February 2020.

**The Annual General Meeting will be held at the beginning of the meeting, and
the February General Meeting will follow on. Judging for the flower of the
year will be conducted at that meeting.**

Refer pages 9 and 10 for notes about these pictures



Downee fittings for connecting frame components



**Netting clips
LHS clips**

Middle Plier for fixing clips

**Shadecloth
Stitched with clips**



tap timers



**Watering controllers
10 station control unit**




solenoid valves



Blueline pipe and fittings



Foggers
These are available for sale
Refer page 5



EC Meter



Snail and Rodent baits

Prices effective from January, 2018

ORGANIC BASED SPECIALIST FERTILISERS



Bush Tucker
An organically based fertiliser, developed for the specialised needs of Australian native plants - even the most phosphorous sensitive. **20kg bag \$30**



Gyganic
Perfect for fruit and citrus, Gyganic has been specifically developed to enhance fruit size, quality and taste. **20kg bag \$30**



Kahoonia
Ideal for all acid loving plants such as Camellias, Gardenias, Azaleas and Rhododendrons. **20kg bag \$30**



Sudden Impact for Roses
Ideal for all flowering and fruiting plants - not just roses. **20kg bag \$30**
1L Bottle \$10



Strike Back for Orchids
Ideal for the all potted flowering and fruiting plants - not just orchids. **20kg bag \$30**

Strike Back for Orchids Liquid
Ideal for all potted flowering and fruiting plants - not just orchids. **1L bottle \$10**



Sudden Impact for Lawns
Ideal for new and established lawns, along with other non-flowering plants such as palms, ferns and conifers, as well as leafy vegetables and herbs. **20kg bag \$30**



Upsurge
Ideal for turf to improve soil structure and increase earthworm activity, root growth and resistance to pests and disease. **7.5kg bag \$16**

ORGANIC FERTILISERS



Bounce Back
A high quality, general purpose fertiliser, specifically formulated for the most effective and safe feeding of all your garden plants. Ideal for winter and summer application. **100% organic and ACO registered. 20kg bag \$13**



Rapid Raiser
A high quality, boosted general purpose fertiliser. The increased phosphorus level makes it ideal for planting and promotes faster, healthier and sustained growth for all plants. Particularly suitable for heavy feeding plants such as roses and citrus. **100% organic and ACO registered. 20kg bag \$15**



Blade Runner
A high quality, general purpose lawn fertiliser. Ideal for all use on all lawns, particularly new lawns and summer application of established lawns where the slow release properties help to prevent thatch build up. **100% organic and ACO registered. 15kg bag \$15**



Rocket Fuel
Specifically developed for growing healthy, organic fruit and vegetables. A portion of all retail sales go to supporting the Stephanie Alexander Kitchen Garden Foundation. **100% organic and ACO registered. 15kg bag \$13**



Cock'n'Bull
A mix of cow and chicken manure, Cock'n'Bull is ideal for conditioning the soil whilst adding nutrients. A perfect additive to any garden or veggie bed. **100% organic and ACO registered. 30L bag \$7**



Meatworks Blood'n'Bone
An all-purpose organic fertiliser manufactured from meat and bone meal. **25kg bag \$30**

ORGANIC FERTILISERS



Seamungus Pellets
Ideally suited for establishing new plants (particularly bare-rooted roses) and for use on natives. Seamungus can also be used as a plant tonic to revitalise all your plants throughout the year. **100% organic and ACO registered. 20kg bag \$20**



Seamungus Liquid
Ideally suited for establishing new plants (particularly bare-rooted roses) and for use on natives. Seamungus can also be used as a plant tonic to revitalise all your plants throughout the year. **1L bottle \$10**



Seamungus Green
The smaller crumble form makes Seamungus Green ideal for lawns and in dry conditions where more immediate breakdown is required. It can also be used as a plant tonic to revitalise all your plants throughout the year. **100% organic and ACO registered. 20kg bag \$22**



Whofflungdung
Biologically activated, nutrient rich, weed free, absorbant super mulch. **20kg bale \$14**



GOGO Juice
A pro-biotic for your soil and plants, GOGO Juice provides all the benefits of applying liquid kelp, seaweed and humic acid, whilst adding beneficial bacteria to assist in breaking down the organic matter, maximising the nutrients available to your plants.



1L Concentrate \$10
2L Concentrate \$15
2L Ready to Use \$10

BOOKS



From the Ground Up SA currently out of stock



From the Ground Up

From the Ground Up is a complete and comprehensive, state-based garden guide for gardeners. The books utilise the recommendations of many plant experts, coupled with the fantastic knowledge and experience from our authors - Sophie Thomson (SA edition), Jane Edmondson (VIC edition) and Linda, Sandra and Graham Ross (NSW edition). **\$35 each**



**Year round
fertilising for
year round
health**

Like humans and animals, plants require regular feeding throughout the year - at least once in each season.

Happy, healthy, well nourished plants are more resistant to pests, diseases, heat stress and frost.

The programs have been specifically developed by experts who rely upon optimum plant growth to earn their living.

To find the Neutrog feeding program that is right for you, log onto our website www.neutrog.com.au

Neutrog Australia Pty Ltd
788 Mine Road, Kinnaminor
South Australia 5252
T (08) 8538 3500
F (08) 8538 3522
E info@neutrog.com.au
W neutrog.com.au



October meeting

**Best in Second
Division
First Miniature red**

**Radiant Ruby
'Aussie Gem'**

**Grown by
Peter Haltis**



October meeting

**Best Small Standard
Seedling**

**First Small Standard
Other Colour**

Wallacia x Foxfire Amber

Grown by Chee Ng